


ALLEN, STERLING & LOTHROP

SEEDS

for
2024

CATALOG



Our 113th Year 1911 to 2024

191 U.S. Route One
Falmouth, Maine 04105-1385

(207) 781-4142 FAX (207) 781-4143

www.allensterlingandlothrop.com

Fun Fact!

Front cover is a recreation of our 1944 seed catalog

In 1944...

A person born in 1944 would be 80 years old this year

The US President was Franklin Delano Roosevelt

The average cost of gas was 21 cents per gallon

**World War II continues, D-Day - the largest seaborne invasion
in history, takes place on June 6**

The #1 film of the year was Going My Way starring Bing Crosby

The top billboard song was Swinging on a Star also by Bing Crosby!

The St. Louis Cardinals were the World Series champions

A Letter of Appreciation

To Our Customers

As 2023 comes to a close, things have seemed to settle back to normal. (Whatever that means...) For Sale signs have started to appear in front of homes again, new pickup trucks are showing up at car dealerships and some new vegetable gardeners have gone back to the farmers markets.

On September 26, 2023, God blessed us with our first grandson, which was by far the best thing to happen to me and my family this year! God has blessed me many times in my life but this is extra special. A whole new kind of love. If he decides to work in the business, he will be the fifth generation to work here!

I would like to thank you, my customers, that have made this whole thing possible.

I would also like to thank my dedicated and hardworking staff. I couldn't do it without you.

I would also like to thank my Lord and Savior Jesus Christ, who is my firm foundation

General Manager,
Shawn

Table of Contents

Open 8:00 AM to 5:00 PM Monday through Saturday
Closed on Sunday

We regret that we are unable to send our seed catalog out of the country due to the fact we are not properly licensed to send seeds out of the country. Hawaii and Alaska are included in this law. Also we are not licensed to ship seeds into Oregon.

Letter of Appreciation	1
Our History	3
Steps to a Good Lawn	4
Lawn Mixtures	5
Vegetable Seeds	7
Herb Seeds.....	22
Annual Flower Seeds	24
Dried Flowers	27
Perennial Flower Seeds	29
Biennial Flower Seeds.....	30
Garden Tips	34
Order Form	37

* In house only and mail order only.

All prices on merchandise subject to change without notice.

Our History

In 1911, Allen, Sterling & Lothrop opened a farm supply and seed store on Exchange Street in Portland, Maine, later moving to the triangle at Federal and Middle Streets. In 1969, we lost our Middle Street shop to an urban renewal project in Portland. This was truly a “blessing in disguise” because it allowed us to relocate to our current location on Route 1 in Falmouth, Maine.

Over the years we have evolved into what we are today – a four season garden center, gift shop and nursery.

Our wholesale department serves the needs of the greenhouses and garden centers in southern Maine and parts of New Hampshire, as well as supplying Maine’s many landscapers.

We welcome your visit to our retail garden shop, greenhouse, and expanded nursery where you will find a large selection of accessories for your garden and home. You also will find gift giving for your gardening friends fun and easy.

We look forward to seeing and serving you for many seasons to come. See you soon!

Your friends at
Allen, Sterling & Lothrop



Steps to a Good Lawn

By Allen, Sterling & Lothrop

Before planting grass seed be sure to have a level area (no low places) and have at least six inches of good quality topsoil.

Spread lime over topsoil at the appropriate rate based on the results of a soil PH test.

Spread high quality starter fertilizer with a 1-2-1 ratio at the manufacturer's recommended rate.

Spread the best AS & L Grass seed blend for your area at the rate recommended for the blend you're using (see page 5 for descriptions and rates).

Rake these in, raking both ways to get an even distribution.

It is important to mulch the whole area with straw. This prevents birds from eating seed, prevents washing in case of heavy rain, and moderates soil temperatures. Do not rake mulch off after grass starts to come through. Start to mow when grass is 3 inches tall and leave the clippings. This protects the tender grass roots.

Newly Seeded Lawn Maintenance

WATERING: Improper watering is the biggest cause of failure in a newly seeded lawn. How much water to apply depends on the soil type. Keep the soil constantly moist to a depth of 4 inches. NEVER let the surface dry completely. After 4 mowings you can reduce the watering to 1-2 inches a week, depending on your soil type. Apply the water in 2 sessions daily (applying large amounts of water in fewer sessions promotes deeper rooting than applying less water more often).

MOWING: NEVER cut more than $\frac{1}{3}$ of top growth at a time. Cutting more growth can stop root growth for up to 28 days. When grass has reached 3 inches, mow to $2\frac{3}{4}$ inches. Continue mowing at 3 inches until Sept. 1. Then mow to $2\frac{1}{2}$ until the last mowing of the season, which should be to 2 inches. In spring, mow $2\frac{1}{2}$ inches until May 15, then back to $3\frac{1}{2}$ inches. ALWAYS keep mower blade sharp. This is especially important the first 4 mowings as the roots are shallow.

FERTILIZING: If your lawn was properly installed, a fertilizer with a 1-1-1 or a 1-2-1 ratio was added to the soil at the time of installation. Re-apply fertilizer with the same ratio every 6 weeks (up to 4 times total per season). After the lawn is a year old, go to a turf builder with a 6-0-2 or 6-0-1 ratio 4 times per season. Natural organic is best, as it builds the soil while feeding the plants. Apply at a rate so you are achieving 1 lb. of nitrogen per 1,000 square feet.

“STERLING QUALITY”

Lawn Mixtures

Sterling Quality lawn mixtures are blended according to our own formulas. Our seed is all from the most recent crop and free of noxious weeds. Please call for pricing of grass seed.

15¢ per lb. extra charge for special mixes.

For best results sow 1 lb. of seed to 200 sq. feet of area

ESTATE GREEN: Superb appearance. Fine textured grass with dark green color. High fertilizer requirements. Low drought tolerance. Low shade tolerance. High traffic tolerance if kept healthy. Rate: 1 lb. per 300 sq ft.

35% VNS Chewings Fescue
20% Improved Perennial Ryegrass
15% Improved Kentucky Bluegrass
15% Improved Perennial Ryegrass
15% Improved Kentucky Bluegrass

PARK MIXTURE: Our most popular mix. Good appearance. Fine textured. Good for general use. Medium fertilizer requirements. Low drought tolerance. Medium shade tolerance. Medium traffic tolerance. Rate: 1 lb. per 300 sq ft.

35% VNS Kentucky Bluegrass
20% VNS Creeping Red Fescue
15% VNS Perennial Rye
15% VNS Chewings Fescue
15% VNS Annual Ryegrass

COTTAGE MIXTURE: Our all around toughest mix for poor conditions. Low fertilizer requirements. Medium drought tolerance. Medium shade tolerance. High traffic tolerance. Rate: 1 lb. per 200 sq ft.

30% VNS Creeping Red Fescue
35% VNS Tall Fescue
15% VNS Annual Ryegrass
20% VNS Perennial Ryegrass

SHADY MIXTURE: The name says it all. Mix developed for 2-6 hours of sun. Rate: 1 lb. per 200 sq ft.

50% VNS Creeping Red Fescue
25% VNS Chewings Fescue
25% VNS Perennial Rye

TUFFTURF MIXTURE: Our most heat and drought tolerant mix. Dark green color. Medium textured. Medium fertilizer requirements. High drought tolerance. Medium shade tolerance. High traffic tolerance. Rate: 1 lb. per 150 sq ft.

70% Improved Tall Fescue
20% Improved Perennial Ryegrass
10% Improved Bluegrass

YARDSCAPING / BAYSCAPING MIX:

Developed by the state of Maine for great appearance with lower maintenance. Our sun shade mix is endophyte enhanced to naturally control surface feeding insects. Our favorite mix. Medium fertilizer requirements. Medium drought tolerance. High shade tolerance. Medium traffic. Rate: 1 lb. per 300 sq ft.

20% Improved Kentucky Bluegrass
40% Creeping Red Fescue
30% Tri Perennial Ryegrass
10% Chewings Fescue

INDIVIDUAL LAWN SEEDS

Improved Bluegrass. Dark green color when properly cared for. Stands high traffic. Fills damage quickly, growing with rhizomes. Low shade tolerance. Low drought tolerance. Requires Fertilizing. Rate: 1-2 lb. per 1,000 sq ft. Call for variety.

Chewings Fescue. Very fine bladed and adapted to both sun and shade. Performs well under low fertility and in droughty soils. Rate: 3-4 lb. per 1,000 sq ft.

Creeping Red Fescue. Produces a turf similar to Chewings's Fescue, spreading by underground runners that make an extremely tight, uniform sod. The leaves are fine, needle-like and have a deep green color. This grass thrives in all types of soil. Rate: 3-4 lb. per 1,000 sq ft.

Tri Perennial Ryegrass. A nice elite disease resistant blend for athletic fields and home lawns. Rate 5-6 lb. per 1,000 sq. ft.

40% Secretariat Perennial Ryegrass
30% Affirmed Perennial Ryegrass
30% Exacta Perennial Ryegrass

Annual Ryegrass. Extremely fast growing, annual ryegrass does not winter over. It is valuable as a nurse crop or quick cover. Rate: 5-6 lb. per 1,000 sq ft.

Fawn Tall Fescue. A tall coarse-textured grass used for seeding ditches and banks to keep soil from eroding. Will do well in poor soils and adverse growing conditions. Rate: 7-8 lb. per 1,000 sq ft.

COVER CROP SEEDS

Buckwheat. Late spring, early summer cover crop. Does very well in reducing weed invasion. Flowers produce a distinctive honey. Rate: 2 lb. per 1000 sq. ft. 50-70 lb. per Acre.

Winter Rye. A late summer or early fall cover crop for green manure. Rate: 3 lb. per 1000 sq. ft. 60-90 lb. per Acre

FIELD AND FORAGE GRASSES AND CLOVERS

A.S. & L. Field Mixture. A mixture of field seed recommended for hay and general use. Rate: 1 lb. per 1000 sq. ft. 20 lb. per Acre.

75% Timothy
10% Alsike Clover
5% Medium Red Clover
5% Red Top
5% Ladino Clover

Horse Pasture Mix. Provides a horse friendly, endophyte free, high yielding pasture or hayfield mix for our cool season geography. Very adaptable to New England soil types while providing high nutritional value. Rate: 2 lb. per 1000 sq. ft. 30 lb. per Acre.

46% Climax Timothy
25% Tetraploid Perennial Ryegrass
14% Kentucky Bluegrass
10% Potomac Orchard Grass
5% White Clover

Climax Timothy. A pasture or field grass seed to be used with clover and red top to make up the mixture. Rate: ½ lb. per 1000 sq. ft. 10-12 lb. per Acre.

Orchardgrass. Early heading grass that produces better than Timothy on dry light soils. Rate: ½ lb. per 1000 sq. ft. 10 lb. per Acre.

Redtop. Fine textured field or pasture grass that survives wet soil conditions. Rate: ¼ lb. per 1000 sq. ft. 5 lb. per Acre.

Hard Fescue. Blades are smoother, wider, and firmer than true sheep fescues. Its low growth habit and only needing one mowing a year make it excellent for roadways and a good companion for wildflower and tree seedling plantings. Rate: 3 lb. per 1000 sq. ft. 100 lb. per Acre.

With Wildflower - 25 lb. per Acre

Sheep Fescue. This fescue is a dense, bunch grass for lawns, banks, and sometimes pastures. Very durable turf on sandy soils and adapts well to gravelly soils. A good companion for wildflower mix Rate: 3 lb. per 1000 sq. ft. 100 lb. per Acre.

With Wildflower - 25 lb. per Acre.

Alsike Clover. Survives in wet, poor soils. Excellent feed for ruminants. Do not use for horse hay or pasture. Rate: ½ lb. per 1000 sq. ft. 10 lb. per Acre.

Tetraploid Perennial Ryegrass. A ryegrass guaranteed not to have endophytes, therefore, can be used in pasture mixtures for grazing animals. Rate: 4 lb. per 1000 sq. ft. 25-30 lb. per Acre.

Ladino Clover. A mammoth white clover from Pacific Northwest, hardy in New England. Valuable in any pasture or permanent mowing. Seed slow to germinate. Rate: ¼ lb. per 1000 sq. ft. 4 lb. per Acre.

Medium Red Clover. A short-lived perennial that is highly productive for hay. Rate: ¼ lb. per 1000 sq. ft. 12 lb. per Acre.

White Clover. Used primarily for lawns but also in pasture mixtures. It is a low-growing clover with small white flower heads and small leaves. Rate: ¼ lb. per 1000 sq. ft. 12 lb. per Acre.

Birdsfoot Trefoil. Valuable forage and conservation legume. Long-lived and deep rooted, it grows well under poor conditions. Yellow flowered, it provides an attractive plant on slopes. Inoculate. Rate: ½ lb. per 1000 sq. ft. 10-15 lb. per Acre.

Crownvetch. Very slow establishing legume used for slope stabilization. Once established it rapidly spreads and provides an attractive pink flowered ground cover. Inoculate. Rate: 1 lb. per 1000 sq. ft. 25 lb. per Acre.

Reed Canarygrass. It is a long lived clumpy perennial with coarse rhizomes. Grows 4-7 feet tall and is used for pasture, silage, hay and erosion control. Grows best under cool, moist conditions, but will adapt to a wide variety of soil moisture conditions. Rate: ½ lb. per 1000 sq. ft. 12-14 lb. per Acre.

“STERLING QUALITY”

Vegetable Seeds

This is an up-to-date list of vegetable seeds particularly adapted to the climate of Northern New England. Many are disease-resistant and improved varieties of the old favorites. Note: Bulk seed prices available on flowers, vegetables, and herbs.

BUSH GREEN BEANS

(24 lb. per bushel)

CULTURE: Bush bean plants don't require support and can be used in container gardens. Plant seeds in late spring after danger from frost is past--soil should be at least 60°F, but optimal soil temperature for seed germination is 70°F and above with a soil pH 6-6.8. Plant in rows 2' apart and 2" apart in the row. Cover about 1.5" deep with fine soil, well-pressed down. Cultivate frequently but lightly. 1 lb. sows about 100' (approximately 88 seeds/oz). According to *Rodale's Encyclopedia of Organic Gardening*, treating beans with legume seed inoculant can increase yields by 15-25%

BLUE LAKE: OP 60 days. Delicious, round, tender-podded bean. Excellent flavor and texture fresh or canned; especially good for freezing. Pkt. \$2.50 (approx. 75 seeds per pkt.); 4 oz. \$4.25; 8 oz. \$6.50; 1 lb. \$10.00; 2 lb. \$15.00

PROVIDER: OP 50 days. Green bean, round pod grows in clusters, very prolific. Pkt. \$2.50 (approx. 75 seeds per pkt.); 4 oz. \$4.25; 8 oz. \$6.50; 1 lb. \$10.00; 2 lb. \$15.00

TENDERGREEN: Heirloom OP 53 days. Round Pod, stringless, delicious. Pkt. \$2.50 (approx. 75 seeds per pkt.); 4 oz. \$4.25; 8 oz. \$6.50; 1 lb. \$10.00; 2 lb. \$15.00

TENDERETTE: OP This excellent bush variety will mature in just 50-60 days. Plants are both insect and disease resistant. Delicious fresh, frozen or for canning. Pkt. \$2.00 (approx. 75 seeds per pkt.); 4 oz. \$4.25; 8 oz. \$6.50; 1 lb. \$10.00; 2 lb. \$15.00

BURPEE'S STRINGLESS: Heirloom OP 52 days. A very productive, round-podded bean. The pods are very tender and entirely stringless. Pkt. \$2.50 (approx. 75 seeds per pkt.); 4 oz. \$4.25; 8 oz. \$6.50; 1 lb. \$10.00; 2 lb. \$15.00

INNOCULANT: For peas and beans; a dry bacterial culture to treat seed before planting increases yield.

ROMA (ITALIAN) BUSH: Heirloom OP 55 days. This bean is a flat-podded, bush bean that captures the flavor and characteristics of longtime favorite Romano (Italian) Pole. Pods are long, fleshy, tender and stringless. Roma may be allowed to mature for use as an excellent horticultural bean. Pkt. \$2.00 (approx. 75 seeds per pkt.); 4 oz. \$4.25; 8 oz. \$6.50; 1 lb. \$10.00; 2 lb. \$15.00

ROYAL BURGUNDY: OP 51 days. An unusual purple-podded bean that is delicious fresh or frozen. Pods are round, tender, stringless and they turn dark green when cooked. Pkt. \$2.50 (approx. 75 seeds per pkt.); 4 oz. \$4.25; 8 oz. \$6.50; 1 lb. \$10.00; 2 lb. \$15.00

BUSH WAX BEANS

CULTURE: Culture is the same as Bush Beans. "Wax" refers to yellow podded beans.

IMPROVED GOLDEN WAX: Heirloom OP 51 days. One of the finest varieties for home garden plantings. Pods are oval, light yellow, brittle, stringless and of good quality. Pkt. \$2.00 (approx. 75 seeds per pkt.); 4 oz. \$4.25; 8 oz. \$6.50; 1 lb. \$10.00; 2 lb. \$15.00

PENCIL POD BLACK WAX: Heirloom OP 55 days. Plants are large, vigorous, and productive. Slightly curved, round pods are golden and stringless. Pkt. \$2.50 (approx. 75 seeds per pkt.); 4 oz. \$4.25; 8 oz. \$6.50; 1 lb. \$10.00; 2 lb. \$15.00

HEIRLOOM: Open Pollinated (OP) seeds which have been in production since 1940 or longer.

OPEN POLLINATED: Seeds which produce a 'true' replica of the parent plant.

SHELL BEANS

(28 lb. per bushel)

CULTURE: Shell beans need warm soil temperatures to germinate and grow properly, typically in the 70's (this does not include fava beans which should be planted in cooler soil). Plant seeds in well drained, rich soil, in rows 2.5 to 3' apart, planting seeds 1.5 to 2" deep edgewise eyes down covering with fine soil and firming with hoe. When plants are established; thin to 9 to 12" apart in the row. 1 lb. sows about 100'. Shell beans can rot so don't plant seeds in heavy, wet soil. According to *Rodale's Encyclopedia of Organic Gardening*, treating beans with legume seed inoculant can increase yields by 15-25%.

BROAD OR FAVA BEANS: Heirloom OP 83 days. A long-podded, hardy variety to be planted in very early spring. The pods are broad and flat and are of excellent flavor. 4 oz. \$4.25; 8 oz. \$6.50; 1 lb. \$10.00; 2 lb. \$15.00

HENDERSON'S BABY LIMA: Heirloom OP 65 days. A buttery baby lima that sets pods reliably. Pods are flat and relatively straight. Very flavorful. Pkt. \$2.00 (approx. 75 seeds per pkt.); 4 oz. \$4.25; 8 oz. \$6.50; 1 lb. \$10.00; 2 lb. \$15.00

TAYLOR'S DWARF HORTICULTURAL: Heirloom OP 65 days. The pods are 5" long, flat, and turn a creamy tan color splashed with red when they are mature. The plants are 20-23". Pkt. \$2.00 (approx. 75 seeds per pkt.); 4 oz. \$4.25; 8 oz. \$6.50; 1 lb. \$10.00; 2 lb. \$15.00

POLE BEANS

CULTURE: Pole beans can yield up to three times the amount of a bush bean. They are also easier to harvest and take up less garden space. Plants can grow between 5-10' tall and need to be supported. Plant pole varieties in hills 3' apart each way, dropping 5 or 6 beans per hill and set a pole firmly in each hill. Plant in well drained soil, with a soil pH of 6-6.8 Train plants to climb in one direction around poles. According to

Rodale's Encyclopedia of Organic Gardening, treating beans with legume seed inoculant can increase yields by 15-25%.

KENTUCKY WONDER POLE: Heirloom OP 65 days. A long, green-podded variety, very prolific and of fine quality. Pods are oval, thick, fairly straight, tender, brittle and stringless. Fine for freezing. Pkt. \$2.00 (approx. 75 seeds per pkt.); 4 oz. \$4.75; 8 oz. \$8.00; 1 lb. \$12.00

BLUE LAKE POLE: OP 55 days. A well known stringless bean which is famous for freezing and canning qualities. Pods are 6 to 7" long and perfectly round. Heavy yield. Pkt. \$2.50 (approx. 75 seeds per pkt.); 4 oz. \$4.75; 8 oz. \$8.00; 1 lb. \$12.00

SCARLET RUNNER: Heirloom OP 70 days. The green foliage and brilliant scarlet flowers are fine for covering arbors or fences. Pods are 6" long and are tender. Vines are 10 to 12' high. Excellent when cooked. Pkt. \$2.50 (approx. 25 seeds per pkt.); 4 oz. \$8.50; 8 oz. \$12.50; 1 lb. \$18.00



BEETS

(60 lb. per bushel)

CULTURE: Beets are a great cool weather crop. Beets prefer a loose, sandy soil; with a soil pH 6.2-6.8. Sow in early spring as soon as the soil can be worked. Sow seeds ½" deep and 1" apart, covering with fine soil in rows 1-2' apart. When plants are 5-6" tall, thin them to stand 2-3" apart.

CYLANDER: OP 62 days. A dark red root with great slicing quality. These beets get to 8" long and 1 ¾" in diameter and are very tender and sweet. Pkt. \$2.00 (approx. 550 seeds per pkt.)

SEAWEED & FISH: A Gardener's Delight

Liquid seaweed & fish is a great fertilizer. It can increase the sweetness of some fruits and it can help plants resist pests and disease. Dilute liquid seaweed into water and use as a foliar feed or as a soil drench for your plants.

*Seaweed also makes a great garden mulch.

DETROIT DARK RED: Heirloom OP 68 days. Tops are small, upright in growth. Root medium sized and nearly round, very smooth and of dark blood-red color. Very desirable for bunching. Pkt. \$2.50 (approx. 550 seeds per pkt.); 1 oz. \$5.00; 4 oz. \$8.00; 8 oz. \$10.50

GOLDEN DETROIT: OP 55-60 days. A home garden favorite. Can be served fresh at all stages of growth and stores well. Ideal for table, canning, freezing, pickling and salads. Young leaves are delicious for greens. Pkt. \$3.00 (approx. 550 seeds per pkt.)

GREEN TOP BUNCHING: Heirloom OP 57 days. Beets for Greens. Pkt. \$2.00 (approx. 550 seeds per pkt.); 1 oz. \$5.00; 4 oz. \$8.00; 8 oz. \$10.50

EARLY WONDER: Heirloom OP 57 days. This outstanding strain is unsurpassed in earliness, uniformity and depth of interior color. Tops are medium tall, roots semi-globular, deep red, smooth. Flesh is purplish-red, tender and of highest quality. Excellent for bunching. Pkt. \$2.50 (approx. 550 seeds per pkt.); 1 oz. \$5.00; 4 oz. \$8.00; 8 oz. \$10.50

BROCCOLI

CULTURE: Plant seeds indoors 5-7 weeks before you plan to transplant them - typically when all danger of frost is past. Cover seeds with ¼" of fine soil, well-pressed down. When plants are about 6" high, transplant in rows 2½' apart and 1 ½' apart in the row. Broccoli requires rich, loamy soil with a soil pH 6-6.8.

ITALIAN GREEN SPROUTING CALABRESE: Heirloom OP 70 days. The plants produce a large, central, green head followed by numerous green sprouts. Very desirable, delicious and tender. Pkt. \$2.00 (approx. 750 seeds per pkt.); 1 oz. \$5.00

CASTLE DOME HYBRID: 60-70 days. This broccoli is an improvement of Packman. It adapts well to hot and cold and gives uniform head with tight beads. Pkt. \$3.50



BRUSSELS SPROUTS

CULTURE: Best planted indoors to be transplanted after all danger of frost is past (6 weeks before transplanting outside) or may be planted in early summer in open ground. Cover seed with ¼" of fine soil, well pressed down. Brussel Sprouts prefer a soil pH of 6.5. When plants are about 4" tall, transplant in rows 2 ½' apart, each way.



LONG ISLAND IMPROVED: Heirloom OP 90 days. Profitable for market and fine fall and winter vegetable for the home garden. Plant dwarf, compact, 20" tall, very uniform. Stem well covered with firm, round, tiny cabbage-like heads which mature in succession. Light freezes improve the quality Pkt. \$2.00 (approx. 750 seeds per pkt.); 1 oz. \$5.00

CABBAGE

CULTURE: Early varieties should be planted in hot beds or indoors in early spring (5-7 weeks before transplanting outside); late varieties can be planted outdoors in early summer. Cover seed ¼" with fine soil 6" apart. Cabbage prefers soil pH 6-7½. When plants are about 4" high and danger of frost is not serious, transplant in rows about 3' apart and 2' apart in the row.

GOLDEN ACRE: OP 64 days. A popular, early round-headed variety. Produces a uniform, tightly-folded, round, well-blanching head of superb quality. Pkt. \$2.00 (approx. 750 seeds per pkt.); 1 oz. \$5.00

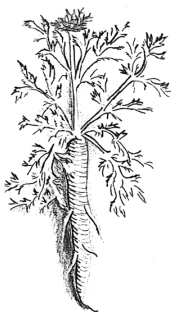
DRUMHEAD SAVOY: OP 90 days. Superior to the old-fashioned strains of savoy cabbage. Although the heads are a trifle smaller, they are of excellent color and very sure of heading. The heads are exceedingly firm, very well blanching, crisp, tender, and of superior quality. Pkt. \$2.00 (approx. 750 seeds per pkt.); 1 oz. \$5.00

RED ACRE: Heirloom OP 74 days. One of the largest, most solid and compact of the red varieties. The heads are round, extremely hard, purplish-red in color and of excellent quality. **Pkt. \$2.00 (approx. 750 seeds per pkt.); 1 oz. \$5.00**

CANTALOUPE

CULTURE: In warm climates: Plant seed in late spring when weather is warm and all danger of frost is past (look for soil temperatures to be around 70°F). In cooler climates start seeds indoors about 4 weeks before transplanting into the garden (night-time temperatures should be consistently above 55°F). Plant in sandy loam in hills 4 to 6' apart each way; put 8 to 10 seeds in a hill and cover with 1" fine soil, well-pressed down. Cantaloupe prefers a soil pH 7. When plants are well established; thin each hill gradually to 4 or 5 of the most vigorous plants.

DELICIOUS 51: Heirloom OP 86 days. The standard early melon which is resistant to Fusarium Wilt. It is round, medium size, finely-netted, and slightly ribbed. Flesh is sweet and juicy. **Pkt. \$2.00 (approx. 50 seeds per pkt.)**



CARROTS

(50 lb. per bushel)

CULTURE: Make rows about 15" apart and cover seeds with ¼" fine soil, well-pressed down. Carrots prefer a soil pH 6-6.8. When young plants are 1-2" tall, thin them to 1 to 2" apart according to variety. Cultivate frequently and keep row free of weeds.

IMPERATOR, LONG STRAIN: OP 77 days. Outstanding both as to busheling and bunching. Imperator has medium top growth. The root is 7 to 9" long, slightly cylindrical in shape, and has a very smooth surface. Its color is deep orange inside and out with a very distinctive core. Superior in appearance, quality and flavor. **Pkt. \$2.50 (approx. 1500 seeds per pkt.); 1 oz. \$5.00**

DANVERS, HALF-LONG STRAIN: Heirloom OP 87 days. Well-known, very uniform, heavy-cropping carrot 7 to 7 ½" long. Flesh bright orange, fine-grained, tender, rich flavored and very sweet. A popular variety for growth in clay or heavy soils whereas Imperator is more popular in sandy or light soils. **Pkt. \$2.50 (approx. 1500 seeds per pkt.); 1 oz. \$5.00**

LITTLE FINGER: OP 65 days. Extra sweet gourmet carrot only 4" long and 1" thick. Great for container planting. **Pkt. \$2.00 (approx. 1500 seeds per pkt.)**

NANTES, HALF-LONG CORELESS: Heirloom OP 70 days. Excellent for freezing as well as home and market gardens. Tops are small; roots cylindrical, blunt-ended. Orange, crisp, tender and sweet **Pkt. \$2.00 (approx. 1500 seeds per pkt.); 1 oz. \$5.00**

COSMIC PURPLE: OP 70 days. These carrots have bright purple skin with an orange center. They are sweet with a slightly spicy flavor and can grow up to 9" long. Best served raw as their color dulls with cooking. **Pkt. \$2.00 (approx. 1500 seeds per pkt.)**

CHANTENAY: Heirloom OP 72 days. An improved variety valuable for market gardeners and shipping. Very tender and sweet. **Pkt. \$2.00 (approx. 1500 seeds per pkt.); 1 oz. \$5.00**

RAINBOW CARROT: OP 65 days. A blend of red, purple, white & yellow makes an interesting snack and adds lots of color to salads. (Fun for children) Some loss of color when cooked. **Pkt. \$2.00 (approx. 1500 seeds per pkt.); 1 oz. \$5.00**



CAULIFLOWER

CULTURE: Sow seed in a hotbed early in spring for summer use. Or, start indoors 5-7 weeks before transplanting into the garden. For fall and winter use, sow seed from late spring to early summer in open ground. Cover seeds with ¼" of fine, well pressed-down soil. Always sow cauliflower seed sparingly to avoid crowding and spindling of young plants. When plants are about 5" high and danger of frost is past, set

out in very rich soil (with a pH 6-7) in rows 2 ½' apart and about 2' apart in the row. As the plant matures and the head (or curd) begins to form, gently gather and tie the leaves over the head of the curd; this is called "blanching". Harvest before the buds of the curd begin to separate, be sure to include a couple of bottom leaves when you harvest the cauliflower.

SNOWBALL: Heirloom OP 65 days. A superb, sure-heading, very early, uniform strain of cauliflower. The heads are medium large, solid and deep. Pkt. \$2.00 (approx. 750 seeds per pkt.); 1 oz. \$5.00



SWISS CHARD

CULTURE: Direct sow seeds in spring as early as ground can be worked. Cover seed ½" deep in rich, light, sandy soil well-pressed down in rows 18" apart. When plants are well up, thin to 6" apart and cultivate often. Plant in full sun, in well drained and cool soil-spring or fall. Pick mature or as a "baby green" (around 30 days). Prefers soil pH 6-7.

BRIGHT LIGHTS: OP 55 days. This mild tasting chard has many splendid colors such as, gold, pink, orange, red, and white. Being a bunching chard, it is excellent for container and garden planting. This All American Selection Winner is a must try. Pkt. \$3.00 (approx. 210 seeds per pkt.); 1000 seeds \$7.50

FORDHOOK GIANT: Heirloom OP 55 days. Leaves broad, upright in growth, very dark green, crumpled or "savoyed" with broad, white mid-rib. Pkt. \$2.00 (approx. 550 seeds per pkt.); 1 oz. \$5.00

LUCULLUS: Heirloom OP 50 days. Upright growth. Leaves yellowish-green, fairly crumpled, white mid-rib and veins. Pkt. \$2.00 (approx. 550 seeds per pkt.); 1 oz. \$5.00

RUBY RED: OP 60 days. The leaf-stalks are bright crimson. The rich color extends out through the veins into the dark green, heavily crumpled leaves. You will enjoy its different, tasty, delicious flavor. Pkt. \$2.00 (approx. 550 seeds per pkt.); 1 oz. \$5.00

COLLARDS

CULTURE: Can be planted in early spring and late summer or start the seeds indoors 2 weeks before transplanting into the garden. Plant about ½" deep every 8" and in rows 18" apart. Collards can take a wide range of soil pH (anywhere between 6-7½), but need well-drained, rich soil. You can start harvesting in two months by clipping single leaves.

GEORGIA: Heirloom OP 77 days. This heavy yielding collard tolerates heat, humidity, poor soil and cold weather. It has blue-green leaves and is slow bolting. Healthy and delicious! Pkt. \$2.00 (approx. 750 seeds per pkt.)

SWEET CORN

CULTURE: Sow when the ground is warm and all chance of frost and cool weather has passed. Plant in hills or rows 1 ½" deep. In hills 3' apart each way dropping 6 seeds to the hill. In rows space the seed 4 to 6" apart. Keep rows side by side in block formation to help pollination. When plants are established thin to 3 to 4 strongest plants to a hill. Thin to 12" apart in the row. 1 lb. sows about 200'.

SWEET CORN HYBRID SUGAR ENHANCED


CULTURE: Sweet corn that is SE contains sugary enhanced modifier genes that increase sugars and tenderness. This is done through hybridization NOT genetic modification. The conversion from sugar to starch in SE type corns is slowed after harvest. *Be sure to isolate SE type corns from field corn, pop corn, Supersweet, and regular SU types of corn.

AMBROSIA SE: 75 days. This bi-color is an excellent all around corn. It has great eating quality and is tolerant to Stewart's Wilt. If put in stressful condition it might tip blank. 4 oz \$12.00; 8 oz. \$18.00; 1 lb. \$29.00

BI-LICIOUS: 78 days. This bi-color is tender with an excellent flavor. The size of the ear is 8-8 ½" long with 18-20 rows of kernels. Excellent mid-summer crop. Pkt. \$2.00 (approx. 95 seeds per pkt.); 4 oz. \$6.50; 8 oz. \$10.00; 1 lb. \$15.00

DELECTABLE SE: 84 days. A bi-color mid-season corn with big, well filled ears, and dark green husk. It is excellent for home gardens, roadside stands, and shipping markets. 4 oz \$12.00; 8 oz. \$18.00; 1 lb. \$29.00

INCREDIBLE SE: 85 days. This all yellow corn contains homozygous sugary enhancer endosperm which makes it superb for eating. Incredible is excellent for a home garden, fresh market, roadside stand and shipping. The ears are 9 ½" in length and get a row count of 18 with protective husk. It also shows good tolerance to Rust and Stewart's Wilt. **Pkt. \$2.00 (approx. 95 seeds per pkt.); 4 oz \$12.00; 8 oz. \$18.00; 1 lb. \$29.00**



SWEET CORN-NORMAL SUGARY (SU) HYBRID VARIETIES (WHITE)

CULTURE: Normal sugary (SU) varieties of sweet corn are known for their creamy corn flavor and mild sugars – these are the varieties we've all known and loved for years. The sugars in SU varieties of corn convert to starch quickly and should be eaten soon after harvest. *Be sure to isolate SU corn from field corn, pop corn, and supersweet types of corn.

SILVER DUCHESS: 78 days. A consistent producer. This large, bright white ear comes from a rugged plant with great adaptability. This high-yielding, grower-friendly variety also features good tips, a nice husk package, and good eating quality. Resistant to common rust, Stewart's wilt, and northern corn leaf blight. **Pkt. \$2.50 (approx. 95 seeds per pkt.); 4 oz. \$12.00; 8 oz. \$18.00; 1 lb. \$29.00**

OPEN POLLINATED CORN

CULTURE: An open pollinated corn will, naturally, produce seeds that will generate plants true to the parent. The old-fashioned fruit is frequently irregular, chewier, and less sweet than modern hybrids.

EARLY GOLDEN BANTAM 8 ROW: Heirloom OP 70 days. Our only open pollinated variety. Introduced in the early 1900's by Burpee Seed Co., it quickly became popular. Ears are 6"-7" long and filled with flavorful, all yellow kernels. This corn should be cooked shortly after picking to retain sugar. **Pkt. \$2.00 (approx. 95 seeds per pkt.); 4 oz. \$4.50; 8 oz. \$6.50; 1 lb. \$10.50**



CUCUMBER

CULTURE: Start seeds indoors 3-4 weeks before transplanting them into the garden. Or sow seed in the spring when the ground is warm and all danger of frost is past. Plant 8 to 10 seeds 1" deep in hills that are spaced 4 to 6' apart. When plants are about 2" tall, thin leaving the three strongest plants in each hill. Plant cucumbers in full sun, in warm (at least 60° F), well drained, loamy soil, with a pH 6-7.

****Cucumbers need room to roam - if you're short on garden space try growing your cucumbers vertically on a trellis. Growing cukes on a trellis also makes for easy harvesting!**

***Slicing Cucumbers or Table Cucumbers** are typically longer, smoother, and are overall more uniform than Pickling Cucumbers. They are used raw in salads, sushi, sandwiches etc.

***Pickling Cucumbers** are smaller than Slicing Cucumbers. They have thick, bumpy skins. Pickling Cucumbers have a longer shelf life than Slicing or Burpless.

***Burpless Cucumbers** are sweeter and have thinner skins than either Slicing Cucumbers or Pickling Cucumbers. Typically, they are nearly seedless and are used in the same manner as a Slicing Cucumber.

CUCUMBER-SLICING VARIETIES

SWEET SLICE BURPLESS HYBRID: 62 days. Fruit should be harvested when they reach 10-12" in length. Peeling is not necessary. Burpless cuke is mild and easy to digest. The plants are vigorous and heavy yielding, semi-bush. **Pkt. \$3.00 (approx. 20 seeds per pkt.)**

DIVA HYBRID: 58 days. This All America Selection Winner is a great cucumber with a thin, smooth, tender skin. Flavor is best when harvested small. This is a seedless, bitter-free, tender cucumber that is tolerant to mildews and

scabs, with non bitter leaves. It is bothered less by the cucumber beetle. **Pkt. \$3.00 (approx. 35 seeds per pkt.)**

SPACEMASTER BUSH CUKE: OP 60 days. Space-saving vines bear a heavy crop of well-shaped uniformly large 7 ½ or 8" long fruit. **Pkt. \$2.50 (approx. 100 seeds per pkt.)**

MARKETMORE: OP 76 days. Produces beautiful dark green fruit 8" in length. This variety is both scab and mildew resistant. A very productive cucumber, an excellent slicing and marketing variety. **Pkt. \$2.50 (approx. 100 seeds per pkt.); 1 oz. \$5.00**

STRAIGHT 8: Heirloom OP 67 days. One of the most popular slicers for home gardeners. Fruit are straight, cylindrical, well-rounded at both ends. Straight 8 is 8" long and measures about 2" in diameter at both ends. **Pkt. \$2.00 (approx. 100 seeds per pkt.); 1 oz. \$5.00**

LONG GREEN: Heirloom OP 70 days. An old standard white spine variety. Fruit averages 10" long, dark green and crisp. **Pkt. \$2.00 (approx. 100 seeds per pkt.); 1 oz. \$5.00**

CUCUMBER-PICKLING VARIETIES

BOSTON PICKLING: Heirloom OP 58 days. Most popular variety planted for pickles. Fruit medium size, smooth, light green and very productive. **Pkt. \$2.00 (approx. 100 seeds per pkt.); 1 oz. \$5.00**

CALYPSO HYBRID: 51 days. A white-spined variety well adapted to high plant population in machine harvest. Calypso has good disease tolerance coupled with medium dark green, straight, well-shaped pickles. **Pkt. \$2.00 (approx. 100 seeds per pkt.)**

BUSH PICKLE HYBRID: 55 days. A perfect space-saving pickle. Great for containers and small gardens. Plants grow between 24"-36" tall; the fruit averages 5" long and is crisp and mild tasting. **Pkt. \$3.00 (approx. 100 seeds per pkt.)**



EUREKA HYBRID: 57 days. This cucumber is resistant to 9 different diseases. It is a 2 in 1, slicing and pickling cucumber. Pick at 1 ½" up to 4-5" long for pickling. You can pick it for slicing up to 7 in. **Pkt. \$3.00 (approx. 35 seeds per pkt.)**

WISCONSIN SMR 58: OP 56 days. Developed by Dr. J.C. Walker of University of Wisconsin, it is highly spot and rot resistant, has a strong vigorous vine and yields well. **Pkt. \$2.00 (approx. 100 seeds per pkt.); 1 oz. \$5.00**

HOMEMADE PICKLES: OP 55 days. Homemade Pickles is a vigorous plant with excellent disease resistance and a bountiful yield. This cucumber is pickle shaped, medium green with small white spine. You can pick these cukes anywhere from 1 ½" to 5-6". **Pkt. \$2.00 (approx. 100 seeds per pkt.)**



EGGPLANT

CULTURE: Seed germinates slowly (7-14 days) and should be started in hotbeds or indoors early in spring, or start the seeds 6-9 weeks before transplanting after danger of frost is past. Space seeds ½" apart and do not cover with more than ¼" soil. Transplant with the least possible disturbance of roots when 3" high, setting the plants in rows 2 ½' apart each way. Eggplant prefers a soil pH 6-7.

****Eggplant is cold sensitive. Plant in raised beds or mulch with black plastic to help raise the soil temp. Do not plant eggplants outside if night-time temps dip below 50°F (daytime temps should be at least 70°F).**

BLACK BEAUTY: Heirloom OP 80 days. An excellent, prolific variety. It has smooth, deep purplish-black fruits. **Pkt. \$2.00 (approx. 625 seeds per pkt.)**

KALE

CULTURE: Kale can be planted as early in the spring as ground can be worked. Plant seeds in full sun. Be sure the soil is rich, well-drained, loamy, and with a soil pH 5 ½- 6 ½. Cover seed ½" with fine soil, well-pressed down, in rows 2' apart. When plants are about 6" high, transplant to about 2" apart.

DWARF GREEN CURLED SCOTCH: Heirloom 55 days. A fine low growing variety, the leaves densely crumpled and curled; very hardy and productive Pkt. \$2.50 (approx. 1,345 seeds per pkt.)

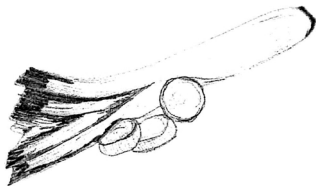
LACINATO: Heirloom OP 60-80 days. It is also known as Dinosaur or Tuscan Kale. The leaves are a dark blue-green and have an embossed texture. The flavor is slightly sweeter and a little milder with delicate leaves that can take a mild frost. Pkt. \$2.00 (approx. 1,100 seeds per pkt.)

RED RUSSIAN: Heirloom OP 60 days. This kale has grey-green leaves that turn purple in cold and grow to be 2-3 ft. tall. The big tender leaves become sweeter after frost. Pkt. \$2.00 (approx. 1,345 seeds per pkt.)

KOHLRABI

CULTURE: Kohlrabi is best sown indoors or in cold frame to be transplanted after all danger of frost is past (about 4-6 weeks before transplanting). Sow seed ½" deep. Transplant or thin indoors to 2" apart when plants are 2" tall. Transplant kohlrabi seedlings outdoors 6" apart in rows 18" apart. Kohlrabi needs plenty of sunshine and moisture and prefers a soil pH 6-7.

EARLY WHITE VIENNA: Heirloom OP 60 days. A very early sort, excellent quality, flesh white and tender. Pkt. \$2.00 (approx. 1,350 seeds per pkt.)




LEEK

CULTURE: Leeks perform best when started indoors 10-12 weeks before transplanting them into the garden. However, you can direct sow them as early in spring as the ground can be worked. Plant leeks in a sunny location, in sandy,

loose soil. Cover leek seeds ½" with fine soil, well-pressed down, in rows 1' apart. When plants are about 6" high, transplant about 4" apart in the row.

AMERICAN BROAD FLAG: Heirloom OP 130 days. A strong-growing sort with long, thick blanched necks. Pkt. \$2.50 (approx. 505 seeds per pkt.)



LETTUCE-HEAD VARIETIES

CULTURE: Start indoors 3-4 weeks before planting into the garden. Or direct sow. Plant in rows 15" apart as early in spring as ground can be worked. For continuous supply, plant every few weeks as long as weather is cool. Cover seeds ¼" deep with fine soil, well-pressed down. When young plants are well established, begin thinning. They should stand 10" to 12" apart. Soil pH: 6.2-6.8.

DARK GREEN COS OR ROMAINE: OP 70 days. A medium large, self-closing sort with well-blanching, leaf-shaped head of tender quality. Leaves very dark green, slightly crumpled. Works well in containers! Pkt. \$2.00 (approx. 2,325 seeds per pkt.); 1 oz. \$5.00

ICEBERG: Heirloom OP 65 days. An early variety that does well in midsummer. Particularly adapted for Eastern states. Heads large, compact, blanch well, sweet, tender and of excellent quality. Pkt. \$2.00 (approx. 2,325 seeds per pkt.); 1 oz. \$5.00

BIBB: Heirloom OP 54 days. The most palatable lettuce. A very dark-green butter-head variety; small loosely headed. Does best if planted early. Slow-bolting, less subject to tip burn than most butter-heads. Pkt. \$2.00 (approx. 2,325 seeds per pkt.); 1 oz. \$5.00

BUTTERCRUNCH: OP 75 days. While similar to Bibb, the head is larger and spreads more as it ages. Heads are very compact and heavy for a small lettuce with thick and juicy leaves. Resistant to bolting and tolerant of heat. Pkt. \$2.50 (approx. 2,325 seeds per pkt.); 1 oz. \$5.00

LETTUCE-LEAF VARIETIES

CULTURE: Plant in rows 15" apart as early in spring as ground can be worked. For continuous supply, plant every few weeks as long as weather is cool. Cover seed ¼" deep with fine soil, well-pressed down. When young plants are well established, begin thinning. They should stand 6 to 8" apart. Soil pH: 6.2-6.8.

BLACK-SEEDED SIMPSON (Early-Curled Simpson): Heirloom OP 45 days. Early and of extra fine quality with broad, light green frilled and crumpled outer leaves. Center leaves blanch almost white. Pkt. \$2.00 (approx. 2,325 seeds per pkt.); 1 oz. \$5.00

SALAD BOWL GREEN: OP 45 days. Leaves are light green, closely set and notched. Stands summer heat very well. Slow-bolting, non-heading variety with leaves that are deeply lobed resembling endive. Pkt. \$2.50 (approx. 2,325 seeds per pkt.)


OAKLEAF: Heirloom OP 40 days. Forms a tight rosette of medium green, deeply lobed leaves. Pick the outer leaves and the plant will keep producing more all season. Tender, longstanding and heat-resistant. Pkt. \$2.00 (approx. 2,325 seeds per pkt.)

RED SAILS: OP 45 days. 1985 All American Selection. A deep bronze red, loose head, large size, vigorous and early. Has good flavor, good appearance. Pkt. \$3.00 (approx. 2,325 seeds per pkt.)

RED SALAD BOWL: OP 50 days. Long deep-lobed bronze leaves, bronze inner blanched leaves, excellent keeper, nice color for salads, just like Salad Bowl except for color. Very slow bolting for a longer harvest. Pkt. \$2.00 (approx. 2,325 seeds per pkt.)

***AS&L LOOSE LEAF LETTUCE MIX:** OP Try this mix of lettuces, great for salads or alone with the different colors, shapes, and sizes. This mix contains our best varieties of loose leaf lettuce. This mix comes in ounces only. 1 oz. \$6.00

MESCLUN BON VIVANT: OP This blend of greens has exotic shapes, colors and textures. It was chosen to create the best grouping of flavor, texture, and color, including deep red and bronze leaves, and green colors ranging from dark emerald to light green. Bon Vivant was chosen as a name because it means "one who lives the good life." Pkt. \$2.50 (approx. 2,620 seeds per pkt.); 1 oz. \$8.00



ONION

(32 lb. per bushel)

CULTURE: Start plants indoors 10-12 weeks before transplanting or plant in rows 12" apart, covering about ¼" with fine soil well-pressed down. When grown for bunching, the rows can be made 8 to 10" apart. When plants are 3 to 4" high, thin to 4" apart in the rows and cultivate frequently. Plant in full sun; needs warm soil (70° F) for proper germination. Soil pH: 5.5-6.5

YELLOW SWEET SPANISH: Heirloom OP 110 days. A very large globe-shaped onion, excellent for shipping or storage. Light yellow skin; pure white, firm, crisp flesh. Pkt. \$2.00 (approx. 505 seeds per pkt.)

ONION-BUNCHING TYPES

WHITE OR GREEN BUNCHING: OP 55 days. A popular variety frequently used in salads. The bulb does not grow to large size, making the white bunching types excellent for table use. Pkt. \$2.00 (approx. 505 seeds per pkt.)

PARSNIP

(45 lb. per bushel)

CULTURE: Plant seed in rows 12" apart covered with ½" of fine soil. Thin to 4" apart when plants are 2" high. Parsnips can be overwintered, that is, left in the ground until the following spring. To overwinter parsnips, cover crowns with a few inches of soil or mulch after the first frost. Dig parsnips early in the spring BEFORE new greens grow. An overwintered parsnip that is harvested early in the spring is especially sweet and tender. Sow seeds directly in garden. Harvest after frost. Soil pH: 6.5

HOLLOW CROWN: Heirloom OP 105 days. Long and smooth roots, broad at shoulder, well tapered. Does best in deeply prepared soil. Fully developed are 12" long. Heavy yielder. Pkt. \$2.50 (approx. 815 seeds per pkt.); 1 oz. \$5.00

PEAS

(28 lb. per bushel)

CULTURE: Plant seeds in rows 2' apart for dwarf varieties or 3' apart for the tall varieties.

Plant seed about 2" apart in the row and cover 2" with fine soil. It is desirable to furnish some support for the tall growing varieties when plants are 4 to 6" high. 1 lb. sows about 100'. Plant seeds in sandy soil, in a sunny spot. According to *Rodale's Encyclopedia of Organic Gardening*, treating peas with legume seed inoculant can increase yields by 15-25%. Soil pH: 6-6.7.

INOCULANT: For peas and beans; a dry bacterial culture to treat seed before planting... increases yield.

PEAS-EARLY VARIETIES

KNIGHT: OP 57 days. This pea has a narrower pod than Progress 9, but more peas per pod and often produces in pairs. It matures to 22" in height and is resistant to Fusarium Wilt Race 1, Powdery Mildew and Pemu. **Pkt. \$2.00 (approx. 105 seeds per pkt.); 4 oz. \$3.50; 8 oz. \$6.00; 1 lb. \$9.00; 2 lb. \$12.00; 5 lb. \$25.00**

PROGRESS NO. 9: OP 60 days. This variety matures to about 20" high producing dark and heavy 4 ½" pods. The seed is large and wrinkled and is a variety that resists Fusarium Wilt. **Pkt. \$2.00 (approx. 105 seeds per pkt.); 4 oz. \$3.50; 8 oz. \$6.00; 1 lb. \$9.00; 2 lb. \$12.00; 5 lb. \$25.00**

THOMAS LAXTON (FREEZONIAN): Heirloom OP 62 days. One of the very best garden varieties. The vines mature to 30" in height with 4 ½", dark, blunt pods. Hardier with better holding qualities. **4 oz. \$3.50; 8 oz. \$6.00; 1 lb. \$9.00; 2 lb. \$12.00; 5 lb. \$25.00**

LITTLE MARVEL: Heirloom OP 64 days. A dwarf variety of even growth, about 18" in height. Pods are dark, blunt, 3" long and often produce in pairs. **4 oz. \$3.50; 8 oz. \$6.00; 1 lb. \$9.00; 2 lb. \$12.00; 5 lb. \$25.00**

SUGAR ANN: OP 72 days. This is a stringless sugar snap pea that has a short vine, and sometimes produces double pods. Sugar Ann is also disease resistant to Powdery Mildew and Pea Leaf Roll Virus. **Pkt. \$2.50 (approx. 105 seeds per pkt.); 4 oz. \$6.00; 8 oz. \$9.00; 1 lb. \$12.00**

LINCOLN: Heirloom OP 65 days. An excellent pea for growing in hot weather. Matures to 28" in height with 3 ½" dark, pointed pods. Lincoln is also resistant to Common Wilt. **4 oz. \$3.50; 8 oz. \$6.00; 1 lb. \$9.00; 2 lb. \$12.00; 5 lb. \$25.00**

EDIBLE POD (DWARF SUGAR SNOW PEAS): 65 days. This is a pea which has tender, fleshy edible pods with wonderful flavor and sweetness in a bush variety. The pods are 2 ½ to 3" long, light green, curved and great for stir fry recipes. **Pkt. \$2.00 (approx. 105 seeds per pkt.); 4 oz. \$3.50; 8 oz. \$6.00; 1 lb. \$9.00; 2 lb. \$12.00; 5 lb. \$25.00**

EARLY FROSTY: OP 64 days. A high yielding freezer pea of excellent quality. The vine is 28" high when mature yielding 3 ½" pods. The good set of double pods on a medium length vine insures its good pea to vine ratio. **4 oz. \$3.50; 8 oz. \$6.00; 1 lb. \$9.00; 2 lb. \$12.00; 5 lb. \$25.00**



PEAS-MEDIUM LATE VARIETIES

TALL TELEPHONE (ALDERMAN): Heirloom OP 74 days. As a telephone pea indicates, this variety matures to 4' in height. The pods are 4 ½" long, dark, pointed. This is another variety that is resistant to Common Wilt. **4 oz. \$6.00; 8 oz. \$9.00; 1 lb. \$12.00**

WANDO: OP 68 days. The best peas for late sowings to resist hot weather. Pods are large and blunt. One of the best eating peas for a 30" bush variety. **4 oz. \$3.50; 8 oz. \$6.00; 1 lb. \$9.00; 2 lb. \$12.00; 5 lb. \$25.00**

GREEN ARROW: OP 70 days. Combines high yield with exceptional sweetness. Grows 26" high and is wonderful fresh or frozen. This variety is also resistant to Downy Mildew and Fusarium Wilt. Fully double-podded. **4 oz. \$3.50; 8 oz. \$6.00; 1 lb. \$9.00; 2 lb. \$12.00; 5 lb. \$25.00**

SUGAR SNAP: OP 70 days. Whole and fresh the Sugar Snap Pea has the wettest, sweetest, and crunchiest texture and flavor you'll ever taste. Once you have tasted it, you'll most certainly agree with leading food authorities who maintain that it's almost sinful not to know how to use it. They may be boiled, steamed,

stir-fried in oil, eaten raw or shelled and cooked as regular peas. If conditions are right, it can grow 4 to 6' high. The Snap Peas are at their best when pods are 2 ½ to 3" long and plump with mature peas. **Pkt. \$2.50 (approx. 105 seeds per pkt.); 4 oz. \$6.00; 8 oz. \$9.00. 1 lb. \$12.00**



PEPPER

CULTURE: For best results plant seed early in a hotbed or indoors 6-8 weeks before transplanting into the garden. Transplant when you are sure night-time temps won't reach below 55° F. Cover seed ¼" deep in rich soil, well-pressed down. When plants are about 3" tall, transplant in rows 18" apart, spacing the plants 18" apart in the row. (Well-drained, warm soil, pH 6.2-7.0)

ACE FI HYBRID: 50 days. Small to medium sized, 3 to 4 lobed green bell peppers with an excellent yield. These hybrid peppers turn red early and have a great resistance to blossom drop. **Pkt. \$3.00 (approx. 25 seeds per pkt.)**

CALIFORNIA WONDER: Heirloom OP 75 days. Midseason. Fruits chunky, smooth, four-lobed, attractive, deep green changing to crimson. Flesh thick, firm, crisp, sweet and mild. One of the best stuffing peppers. **Pkt. \$2.00 (approx. 245 seeds per pkt.)**

JALAPENO: OP 72 days. Yields many peppers 2" long x ¾" diameter tapered to a blunt point. Jalapeno has a very strong flavor, dark green, and glossy skin. Red when mature. Thick fleshed. **Pkt. \$2.00 (approx. 245 seeds per pkt.)**



PUMPKIN

CULTURE: Plant seed in hills 4' to 6' apart each way, dropping 8 to 10 in a hill covering with 1" of fine soil. When plants are about 6" tall, thin out each hill to 3 of the most vigorous plants. Plant seeds in well-drained, fertile soil, rich in organic materials. Soil pH: 5.8-6.8.

CONNECTICUT FIELD: Heirloom OP 120 days. Bright orange, flat on ends, slightly ribbed. 15-25 lb. Popular for Jack-o-lanterns. **Pkt. \$2.00 (approx. 50 seeds per pkt.); 1 oz. \$5.00**

SMALL SUGAR: Heirloom OP 100 days. Best sort for family use. Very sweet and fine-grained and a good keeper. **Pkt. \$2.00 (approx. 50 seeds per pkt.); 1 oz. \$5.00**

HOWDEN: OP 115 days. This big Halloween pumpkin is a deep orange and has defined ribs and good handles. The variation in shape and weight gives a great selection and averages in the mid 20's. The average yield is 1-2 fruits per plant. **Pkt. \$2.00 (approx. 50 seeds per pkt.); 1 oz. \$5.00**

JACK-O-LANTERN: OP 110 days. Round, slightly larger than Small Sugar. Color russet yellow, flesh thick, firm and excellent quality. A very fine winter sort. **Pkt. \$2.00 (approx. 50 seeds per pkt.); 1 oz. \$5.00**

BIG MAX: OP 120 days. Huge pumpkins that will grow up to 70" in diameter if given proper conditions. The flesh, 3 to 4" thick, is of bright yellowish-orange, suitable for pumpkin pies. **Pkt. \$2.00 (approx. 25 seeds per pkt.); 1 oz. \$5.00**

WEE-BE-LITTLE: OP 85 days. This all-American award winner weighs one pound, is edible, but most commonly used for autumn decorations. Plants are compact, and fruit is deep orange. **Pkt. \$3.00 (approx. 35 seeds per pkt.)**



RADISH

CULTURE: Direct sow in rows 6"- 1' apart, with seeds spaced ½" - 1", covering with ¼" fine soil, firmly pressed down. When the plants are about 2" high; thin to 2" apart in the row. Be sure the soil is well-drained, and that radishes are planted in a sunny location. Soil pH: 6.5-7.0.

CHERRY BELLE: OP 22 days. Refined type with very short leaves and uniform small roots, bright scarlet in color, perfectly round like bright red cherries. Pkt. \$2.00 (approx. 475 seeds per pkt.); 1 oz. \$5.00

CRIMSON GIANT: Heirloom OP 29 days. An extra-early, turnip-shaped variety, growing very large, yet never pithy, always hard and solid. Pkt. \$2.00 (approx. 475 seeds per pkt.); 1 oz. \$5.00

EARLY SCARLET GLOBE: Heirloom OP 24 days. Attractive, bright scarlet-skinned roots. One of the best varieties. Crisp, tender white flesh. Pkt. \$2.00 (approx. 475 seeds per pkt.); 1 oz. \$5.00

EASTER EGG BLEND: OP 30 days. This is a mix of red, purple and white. This round radish stays crisp and mild even when large. Great for salads. Pkt. \$2.00 (approx. 475 seeds per pkt.)


SPARKLER WHITE-TIPPED: Heirloom OP 24 days. A small variety of round, red roots and short tops. Crisp and tender. Pkt. \$2.00 (approx. 475 seeds per pkt.); 1 oz. \$5.00

FRENCH BREAKFAST: Heirloom OP 23 days. Oblong shaped. Rose-scarlet skin, shades to white at bottom. Flesh is white, crisp, juicy and tender. Tops are short. Pkt. \$2.00 (approx. 475 seeds per pkt.); 1 oz. \$5.00

RUTABAGA

CULTURE: Cover seed, spaced 2" apart, with ¼" fine soil, well-pressed down, in rows 18" apart. Thin to 8" apart when the plants are 2" high and keep free of weeds. Be sure to plant in loose soil. Soil pH: 6.2-6.8

RUTABAGA AMERICAN PURPLE TOP: Heirloom OP 85 days. Well-known for its heavy yield and uniformity. A very dependable variety for shipping and storage. Large, globular, short-necked roots with a light yellow flesh, firm, sweet and tender. Pkt. \$2.00 (approx. 1,945 seeds per pkt.); 1 oz. \$5.00



SPINACH

(12 lb. per bushel)

CULTURE: Direct sow seeds in sandy, loamy soil rich in organic matter. Cover seed, spaced 1" apart, with ½" fine soil, well-pressed down, in rows 12" to 15" apart. When plants are young; thin to 5" apart in the row. For a second crop; sow seed in late summer or early fall. Soil pH 6.4-6.8.

BABY HYBRID: 40 days. This spinach has a high yield for its spring crop. An upright plant of smooth leaves. Excellent raw, resistant to DM races Pkt. \$3.00 (approx. 360 seeds per pkt.)

BLOOMSDALE SAVOY, LONG STANDING: Heirloom OP 48 days. Heavy yield of thick-textured, very crinkled, dark green leaves. Erect plants remain in the rosette stage for a long time without bolting. Pkt. \$2.00 (approx. 360 seeds per pkt.); 1 oz. \$5.00

TIP FROM THE SEED ROOM:

Hardening Off: Young seedlings need to acclimate to the outdoors before you transplant them into your garden—this called "hardening off."

To Harden-Off: Once outdoor temperatures are over 45 (f), set the seedling outside, in a semi-shady spot for a few hours at a time. Gradually increase the time outdoors and exposure to sunlight. For best results transplant the seedlings into the garden in the late afternoon (after the heat of the day is past) and be sure to give it a good drink (of water!).

NEW ZEALAND: Heirloom OP 70 days. A plant of branching habits which stands drought. Plants should not be closer than 2' apart each way. **Pkt. \$2.00 (approx. 75 seeds per pkt.); 1 oz. \$5.00**

SQUASH

CULTURE: Direct sow seeds in warm (65°-70°F), well-drained soil. Plant 6 to 8 seeds in hills, 4 to 6' apart each way. Cover with 1" of fine soil. When plants are about 2" high, thin out each hill to 3 of the most vigorous plants. Soil pH 6-7½.

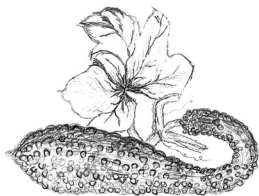
SQUASH-SUMMER VARIETIES

BLACK BEAUTY ZUCCHINI: Heirloom OP 50 days. Fruit is cylindrical, long, straight and slender with slight ridges; very dark green at first edible stage, turning black green at full maturity. Flesh is greenish white, firm and of fine quality. **Pkt. \$2.00 (approx. 30 seeds per pkt.); 1 oz. \$5.00**

ITALIAN VEGETABLE MARROW OR COCOZELLE ZUCCHINI: Heirloom OP 57 days. Fruits cylindrical, very dark green, with greenish white flesh. Fruits can weigh 3 lb. **Pkt. \$2.50 (approx. 30 seeds per pkt.); 1 oz. \$5.00**

EARLY SUMMER CROOKNECK: Heirloom OP 53 days. An excellent eating quality of squash. Fruit is butter yellow at edible stage, very uniform and prolific. Holds well and ships well and is a bush type. **Pkt. \$2.00 (approx. 30 seeds per pkt.); 1 oz. \$5.00**

EARLY PROLIFIC STRAIGHTNECK: Heirloom OP 50 days. A very prolific, bush-type variety of high quality. It is slender, club-shaped, round-type. Delicate lemon cream color at edible stage turning golden yellow when mature. **Pkt. \$2.00 (approx. 30 seeds per pkt.); 1 oz. \$5.00**



SQUASH-WINTER VARIETIES


BUTTERCUP: Heirloom OP 100 days. A popular variety among home gardeners. Its unique turban shape makes it very distinguishable from other squash. Its thick, orange flesh cooks dry and sweet with rich flavor. Keeps well. **Pkt. \$2.00 (approx. 45 seeds per pkt.); 1 oz. \$5.00**

SPAGHETTI: OP 100 days. Excellent low calorie sort. Medium-size oblong fruits for late summer and fall. Can be stored for many months in a cool, dry place. Good chilled in salads. **Pkt. \$2.00 (approx. 30 seeds per pkt.); 1 oz. \$5.00**

BUTTERNUT: OP 85 days. An excellent keeper with improved uniformity, increased yield and better taste than most. Interior is solid, dry, light, and excellent quality for cooking. **Pkt. \$2.00 (approx. 45 seeds per pkt.); 1 oz. \$5.00**

BLUE HUBBARD: Heirloom OP 120 days. A large, globular shaped variety with a neck at both ends. Outer skin is blue-gray in color, hard, thick, coarsely warted with slight rib. Flesh is fine-textured and sweet. **Pkt. \$2.00 (approx. 45 seeds per pkt.); 1 oz. \$5.00**

ACORN (TABLE QUEEN): Heirloom OP 82 days. Derives its name from its acorn shape. Uniformly ridged and grooved. Shell is thin, hard, smooth, dark green and pointed on blossom end. Flesh is yellow, thick and tender. Stores well. **Pkt. \$2.00 (approx. 45 seeds per pkt.); 1 oz. \$5.00**




TOMATO

(56 lb. per bushel)

CULTURE: Start indoors (5-7 weeks before transplant) or in cold frame to be transplanted after all danger of frost is past. Seed may also be sown in the open after danger of frost is past. Sow seeds ½" deep. Transplant or thin indoors to 3" apart when plants are 2" tall. Transplant outdoors after all danger of frost is past (soil temperature at least 50°F; ideal soil temp 75°-90°F) and when each plant has about 4 leaves; space 30" apart in rows 36" apart. Soil pH 6 ½.

Tomato seed described as **indeterminate** have plants with rambling branches. Those described as **determinate** are for small areas or container planting as they have less foliage.



TOMATO - EARLY VARIETIES

EARLY GIRL: 52 days. An early slicer that produces well throughout the season. Medium globe shaped fruit can get 4-6 oz! Incredible flavor and aroma. Indeterminate. **Pkt. \$3.50 (approx. 30 seeds per pkt.)**

PATIO HYBRID: 52 days. Determinate. Excellent for pots or small gardens. Fruit is medium size, smooth and firm with good color. **Pkt. \$3.50 (approx. 25 seeds per pkt.)**

TOMATO-MID-SEASON VARIETIES

BIG BEEF (HYBRID): 73 days. Plants are large, vigorous, and indeterminate. Extra large "beefy" fruit. Keeps on producing until killed by frost. It has old fashioned flavor and could well be the finest tomato ever bred for the home garden in terms of size, quality, flavor and quantity. All American Selections winner. **Pkt. \$3.50 (approx. 35 seeds per pkt.)**

BETTERBOY (HYBRID): 72 days. A red rounded tomato that is extra large. Strong indeterminate. **Pkt. \$3.50 (approx. 25 seeds per pkt.)**

BRANDYWINE: Heirloom OP 78 days. Fruits are very large, often over 1 lb. They have a deep pink skin, red flesh, and plants are indeterminate. Being noted for its taste makes this a must try tomato. **Pkt. \$2.00 (approx. 75 seeds per pkt.)**

RED CHERRY: OP Heirloom 72 days. Large, round, smooth. Plants are large and indeterminate. Good tomato for salads, pickling, or eating fresh from the vine. **Pkt. \$2.00 (approx. 85 seeds per pkt.)**


ROMA VF: OP 72 days. A pear-shaped, fleshy variety of tomato used for making tomato paste. A strong determinate, Roma is widely adapted as it has good disease tolerance. **Pkt. \$2.00 (approx. 85 seeds per pkt.)**

TOMATO LATE VARIETIES

BURPEE'S BIG BOY® HYBRID: 78 days. Perfectly smooth, deep globe to deep oblate fruits are extra large, often weigh 1 lb. or more. Scarlet-red skin, thick walls, bright red meaty flesh. The large, vigorous plants are heavy producers; reach peak production in mid-season. Harvest when vine-ripe. Indeterminate. **Pkt. \$3.50 (approx. 25 seeds per pkt.)**

BEEFSTEAK: Heirloom OP 80 days. Flesh is juicy, solid and has a delicious sub acid flavor. Indeterminate. **Pkt. \$2.00 (approx. 80 seeds per pkt.)**

CELEBRITY HYBRID: 78 days. This tomato is a vigorous determinate. Produces medium-large fruits which weigh 7 - 8 oz, globe-to-slightly flattened, ripens mid-season. Celebrity has more tolerance to blight. **Pkt. \$3.50 (approx. 15 seeds per pkt.)**



TURNIP

CULTURE: Cover seed, spaced 2" apart, with ¼" fine soil, well-pressed down, in rows 18" apart. Thin to 8" apart when the plants are 2" high and keep free of weeds. Be sure to plant in loose soil. Soil pH: 6.2-6.8.

TIP FROM THE SEED ROOM:

Be sure to use a special planting medium designed for germination. These mixes have better drainage than potting soil, and will help prevent *Damping Off*.

Damping Off: is a fungus which causes young seedling to rot at ground level. Typical causes are overcrowded seedlings, high humidity, and lack of sufficient aeration.

PURPLE TOP WHITE GLOBE TURNIP:

Heirloom OP 50 days. The traditional American turnip 3 - 4" in diameter white below soil line and bright purple above. **Pkt. \$2.00 (approx. 1,940 seeds per pkt.)**

HEIRLOOM: Open Pollinated seeds which have been in production since 1940 or longer.

OPEN POLLINATED: (OP) Seeds which produce a "true" replica of the parent plant.

WATERMELON

CULTURE: Plant 8 to 10 seeds 1" deep in hills that are spaced 8' apart. When plants are about 2" tall, thin leaving the 4 strongest plants in each hill. Plant watermelon in warm (soil temperature at least 60°F), well-drained soil rich in organic material. Watermelon prefer soil pH 6- 6.8. Raise immature watermelon off the soil to ripen (try a piece of cardboard or some straw).

SUGAR BABY: OP 82 days. Small round fruit, 8" in diameter. Firm, solid, red flesh, small seeds, almost black when ripe. **Pkt. \$2.00 (approx. 50 seeds per pkt.)**



TIP FROM THE SEED ROOM:

Seedlings should be transplanted, at least once, before they are hardened-off and planted in the garden. This will ensure a strong plant that will better handle the shock of planting.

Once seedlings have their first pair of true leaves and are strong enough for you to handle them, it's time for them to be transplanted.

Be sure to never handle the seedlings by its stem – use one of its leaves. If you are transplanting them into a flat be sure to place seedlings 2 inches apart from each other.

Herb Seeds

ARUGULA “Roquette”: **OP** Direct seed as soon as the soil can be worked in the spring. Repeat at 3 week intervals until late spring. Sow again in late summer or early fall.

Annual. 40 days. Used in salads. Dark green lobed leaves. Easy to grow. **Pkt. \$2.50 (approx. 2,800 seeds per pkt.)**

BASIL: **OP** Annual. 85 days. The symbol of love and devotion. Basil is fragrant and delicious with tomatoes, pasta and salads. 12-18”. **Pkt. \$2.50 (approx. 515 seeds per pkt.)**

BASIL, GENOVESE: **OP** Annual. This basil is excellent for making Italian pesto. These plants are uniform, tall, and relatively slow to bolt. The big dark green leaves get about 2” long, and plants get to be 24-30” in height. **Pkt. \$2.50 (approx. 515 seeds per pkt.)**

BORAGE: **OP** Direct seed beginning in mid-spring. To keep young plants coming, repeat sowing at monthly intervals. Young plants transplant well.

Annual. 50 days. Good bee food. Float the sweet-tasting blue flowers in summer drinks, cold soups and salads. **Pkt. \$2.50 (approx. 65 seeds per pkt.)**

CAT GRASS: To keep your cat happy through the winter and year round we offer cat grass. **Pkt. \$2.50 Weight ¾ oz.**

CATNIP: **OP** For strong plants either start seeds indoors 8-10 weeks before last frost, or sow outdoors in late summer/early fall and provide winter protection where necessary.

Perennial. 80 days. Tea from leaves for digestion and an upset stomach. Cats love it too! Tee hee! **Pkt. \$2.50 (approx. 950 seeds per pkt.)**

CHIVES: **OP** Sow seeds directly in the garden as soon as ground can be worked in the spring. Firm soil over seeds and keep moist. Can be grown in clumps. Transplants easily.

Perennial. 85 days. Delicate onion flavor, wonderful in cream cheese, dips, potato dishes and egg salad. **Pkt. \$2.50 (approx. 500 seeds per pkt.)**

CILANTRO (Coriander): **OP** Direct sow in early fall where winters are mild, or in early spring everywhere. To keep fresh leaves coming, repeat sowing at monthly intervals until late spring, and again in early fall.

Annual. 80 days. White seed is used in

confections; the fresh leaves are called cilantro. Known as Chinese Parsley, Cilantro is used in Indian, Chinese and Mexican dishes. Great with tomatoes, chili, salads and Mexican quesadillas. **Pkt. \$2.50 (approx. 110 seeds per pkt.)**

DILL: **OP** Direct seed in early spring and again in early fall. Don’t sow during hot summer weather or plants will go to seed before reaching harvest size. Dill does not transplant well.

Hardy annual. 70 days. Yellow flowers should be pinched off. Tall and graceful, best used in fish dishes, cucumbers, potato salad and cream cheese dips. **Pkt. \$2.50 (approx. 475 seeds per pkt.)**

FENNEL, FLORENCE: **OP** Attractive plant whose bulbous stem, leaves and seeds have a delightful anise aroma; enhances fish, soups, and sauces. Adds an airy touch to the garden. Full sun. **Pkt \$2.50 (approx. 200 seeds per pkt.)**

LAVENDER: **OP** Select a sunny location with well drained soil and plant after the soil is warm. For early maturity, start seeds indoors 6-10 weeks before last frost. Soil should be cultivated, firmed over the seed, and kept moist.

Perennial. 60 days. Long lasting fragrance with insect repellent properties. Use dried flowers for sachets and potpourri. Can calm nerves and soothe headaches. **Pkt. \$2.50 (approx. 125 seeds per pkt.)**

MINT, CURLED: **OP** Direct sow as soon as the ground can be worked in the spring. Cover seeds very lightly and keep seedbed moist.

Perennial. 60 days. In cooking, mint refreshes the taste buds and aids in digestion. Great in fruit salads and iced drinks. Also delicious in tabouli. **Pkt. \$2.50 (approx. 500 seeds per pkt.)**

OREGANO: **OP** Perennial. 50 days. Fuzzy green, peppery flavored leaves. Add to pizza, tomatoes, egg and cheese dishes. Infuse as a tea for headaches and irritability. **Pkt. \$2.50 (approx. 175 seeds per pkt.)**

PARSLEY (OP)

CULTURE: Can be sown as early in the spring as the ground can be worked. The soil should be spaded deeply and the seed sown 1/8” deep in rows 12 to 18” apart. Thin to 3” apart when plants are 2” high.

PARSLEY, PLAIN OR SINGLE: OP Biennial. 72 days. Plain dark green, deeply cut, flat leaves with a fine rich flavor. The preferred parsley in many European cuisines. **Pkt. \$2.50 (approx. 400 seeds per pkt.)**

PARSLEY, DOUBLE CURLED: OP Biennial. 76 days. Leaves finely crimped and curly with bright green color. **Pkt. \$2.50 (approx. 400 seeds per pkt.)**

ROSEMARY PRIMED: 80-100 days. Primed for faster and higher germination rates. This tender perennial has pale blue flowers. Great for chicken, pork, roasted potatoes, pasta salads, and salad dressing. **Pkt. \$2.50 (approx. 70 seeds per pkt.)**

SAGE: OP Direct sow 3-4 weeks before the last spring frost or sow indoors 5-6 weeks before the last frost. Transplant to a well drained garden spot after danger of frost has past.

Perennial. 75 days. Silvery leaves with blue flowers. Sage has many health benefits. It relieves fatigue and clarifies the mind. Used to flavor meats. **Pkt. \$2.50 (approx. 100 seeds per pkt.)**

THYME: OP Perennial. 70 days. The herb of courage. Thyme is loved by bees. Used in fish and seafood salads and chowders. Can also be used in fruit salads and jams. A powerful antiseptic and household disinfectant. **Pkt. \$2.50 (approx. 275 seeds per pkt.)**

THYME, CREEPING: OP 70 days. Perennial. Low-growing ground cover. Great between pathway steps or for borders. More success if planted in spring until August. Prefers good soil and low traffic. Flowers in shades of purple. Ht. 3-5". **Pkt. \$2.50 (approx. 430 seeds per pkt.)**



Annual Flower Seeds

***(DS)** Flower seeds that can be direct seeded in the garden after danger of last spring frost has passed.

plants, 18" high, with dense green leaves, bear large disc-like double flowers. **Pkt. \$2.50 (approx. 90 seeds per pkt.)**

ALYSSUM (DS)

CULTURE: Sow seeds directly in a sunny location after all danger of frost is past. For earlier flowers, start seeds indoors 4-6 weeks before last frost. Lightly rake seed into soil and moisten.

CARPET OF SNOW: OP A dwarf variety (4" high) which produces pure white flowers with carpet-like resemblance. **Pkt. \$2.50 (approx. 690 seeds per pkt.)**

ANNUAL CUT FLOWER MIXTURE (DS)

CULTURE: Plant in a sunny location outdoors after all danger of frost has past. For earlier blooms, sow indoors 4-6 weeks before last frost. Loosen soil before planting and keep moist.

A mixture of easily-grown varieties of flower seeds for sowing broadcast, requires very little care and produces a continual display of bloom throughout the season. **Pkt. \$2.50.**

BACHELOR'S BUTTON (DS)

BLUE BOY: Heirloom OP The standard cornflower. Grows 3' tall. **Pkt. \$2.50 (approx. 140 seeds per pkt.)**

MIXED: OP A mixture of white, strong red, bright pink and blue. 3' tall. **Pkt. \$2.50 (approx. 140 seeds per pkt.)**

CALENDULA (DS)

CULTURE: Sow seeds outdoors in a sunny, well-drained site in early spring, or fall in mild climates. For a head start, start seeds indoors 6-8 weeks before the last frost.

CALENDULA MIXED: Heirloom OP One of the most satisfactory annuals because they thrive even in poor soil with little care. The bushy

CASTOR BEAN (DS)

CULTURE: Soak seeds in water for 24 hours then sow indoors in mid-spring. Transplant to garden after the last frost. Locate in rich, well drained soil. Do not nick or peel seeds because the juice can cause a severe allergic reaction.

CASTOR BEAN (Ricinus): Heirloom OP A rapid growing foliage plant with large ornamental leaves in purple, green, and bronze colors, rather tropical in appearance. Useful as a temporary hedge and excellent for background planting. **Pkt. \$2.50 (approx. 15 seeds per pkt.)**

CLEOME (DS)

CULTURE: Select a sunny location and sow seeds in the late spring when the soil is warm and all danger of frost is past. For earlier blooms start indoors 4-6 weeks before setting out. For best results, loosen soil with spade or fork, fertilize with flower food and smooth with rake. Firm soil over seed and keep moist.

CLEOME (Spider Plant): Heirloom OP Rose Queen. An unusually attractive, tall growing plant. Ideal for corners and amongst shrubs. The rose flowers command attention. 4' tall. **Pkt. \$2.50 (approx. 380 seeds per pkt.)**

COSMOS (DS)

BRIGHT LIGHTS, MIXED COLORS: OP Klondike type. Bright, early, semi-double flowers; mixture of lemon-yellow, gold, golden orange, vermillion-red. Good for cutting. Ht. 3' **Pkt. \$2.50 (approx. 115 seeds per pkt.)**

SENSATION MIXED: OP It is extremely early, flowering in 10 weeks from time of sowing. Plants vigorous, 4' tall, producing an abundance of rose, crimson, white and pink flowers. **Pkt. \$2.50 (approx. 110 seeds per pkt.)**

TIP FROM THE SEED ROOM:

To increase germination success for hard shelled seeds (like morning glory) nick the end of the seed or put in the freezer overnight. You can also soak the seed between damp paper-towels

SENSATION MIXED DWARF: OP Extremely early, flowering in 10 weeks from time of sowing. Plants are vigorous, 8"-12" tall, and produce an abundance of rose, crimson, white & pink flowers. **Pkt. \$2.50 (approx. 120 seeds per pkt.)**

FORGET-ME-NOT (DS)

CULTURE: Direct sow seeds into well drained soil after threat of frost has past. In colder zones start seeds indoors 3- 4 weeks before setting out into the garden. Forget-Me-Nots are prolific re-seeders.

FORGET-ME-NOT: (Cynoglossum) DWARF FIRMAMENT OP A dwarf half-hardy annual. The long graceful branches are well-covered with rich turquoise-blue blossoms. Easily grown and excellent for cut flowers. Height 1 ½'. **Pkt. \$2.50 (approx. 325 seeds per pkt.)**

GOURDS: (DS)

CULTURE: Sow seeds in a sunny location when all danger of frost is past, or indoors 3-4 weeks before the last frost. Press seeds into soil and keep moist.

ORNAMENTAL MIX: OP An assortment of small and large bottle-shaped fruits. Very decorative. **Pkt. \$2.50 (approx. 90 seeds per pkt.)**

MARIGOLD: (DS)

CRACKERJACK MIX: OP Huge flowers, often exceeding 5" in diameter. Colors include the full range of marigold shades from primrose through yellow, gold and orange. More compact than sunset giants and earlier than any other type. 2 to 3'. **Pkt. \$2.50 (approx. 200 seeds per pkt.)**

PETITE MIXED FRENCH MARIGOLD: OP These marigolds are small crested. The plants get 12 to 14" tall, but are bushy and compact. Colors include orange, yellow, gold, and some bi-colors. Flower diameter 1-1 ¼". Plants are small and uniform. Excellent for borders. **Pkt. \$2.50 (approx. 200 seeds per pkt.)**

SPARKY FRENCH MARIGOLD: OP Sparky Marigold grows into small rounded plants about 10 to 12" tall. Blooms are large for such a small plant (2 to 3" in diameter) maroon-red shades, gold, orange. Blossoms early and continues all summer. **Pkt. \$2.50 (approx. 200 seeds per pkt.)**

MORNING GLORY (DS)

GRANDPA OTT MORNING GLORY: Blooms from summer through fall, the Grandpa Ott can reach heights of 10' and quickly forms a canopy of signature heart shaped leaves. Deep purple in color, with a pink star throat. **Pkt. \$2.50 (approx. 170 seeds per pkt.)**

HEAVENLY BLUE: OP An early blooming climber extending 10 to 15', bearing large bright sky-blue flowers, measuring 5" across with white and yellow throats. Very attractive as a mass when in full bloom. Ideal for trellises, arbors, porches, etc. **Pkt. \$2.50 (approx. 145 seeds per pkt.)**

WHITE MOONFLOWER: OP A vigorous climbing vine of easy culture, producing large fragrant white flowers (often measuring 4" or more across) at night or early morning. Useful for covering arbors, trellises, porches and tree stumps. Height 12' or more. Blooms at night until noon. **Pkt. \$2.50 (approx. 25 seeds per pkt.)**



TALL MIX: OP A mixture of Morning Glory climbing 10 to 14' with funnel shaped flowers in a wide range of brilliant colors. **Pkt. \$2.50 (approx. 50 seeds per pkt.)**

NASTURTIUM: (DS)

ALASKA MIX: OP 55 days. Beautiful green and white variegated foliage. 2" flowers in yellow, crimson, orange, salmon, and cherry. Mound shaped plants. **Pkt. \$2.50 (approx. 45 seeds per pkt.)**

TALL MIXED: OP Showy, free-blooming plants. Wonderful to cover walls, arbors and trellises. Needs support. 5' high. **Pkt. \$2.50 (approx. 45 seeds per pkt.); 1 oz. \$6.00**

DWARF JEWEL MIX: OP 1' plants with flowers held above foliage. **Pkt. \$2.50 (approx. 45 seeds per pkt.); 1 oz. \$6.00**

PEACH MELBA NASTURTIUM: This annual Nasturtium matures in 60 days and blooms in early summer. It has primrose-cream blossoms and pearly red centers which make it look like a cut peach. **Pkt. \$2.50 (approx. 90 seeds per pkt.)**

EMPRESS OF INDIA: OP 12-15" tall. Red blossoms that are semi-double. Great for a border around your flower bed. Also great for container planting. **Pkt. \$2.50 (approx. 45 seeds per pkt.); 1 oz. \$6.00**

SHIRLEY POPPY (DS)

CULTURE: Scatter seeds in early spring where winters are severe; or fall in mild climates. Rake soil to lightly cover the seeds and keep moist until seedlings are established.

SHIRLEY POPPY: Heirloom OP 2 to 2½' Dainty and exquisite cup-shaped flowers in many beautiful colors, are borne freely on long wiry stems. Brilliant and showy in the garden. **Pkt. \$2.50 (approx. 4,225 seeds per pkt.)**

SCARLET RUNNER BEAN (DS)

CULTURE: Plant seeds in a sunny location when all danger of frost is past. Plant in loose, fertile soil, and keep moist. Support vines with fence, trellis, or netting.

SCARLET RUNNER BEAN: Heirloom OP This beautiful vine serves a double purpose as in addition to the extreme beauty of the bright scarlet flowers, they are followed by large pods of beans. Widely used for trellises and arbors. Succeeds best in rather cool locations, where it will attain a height of 10 to 12'. **Pkt. \$2.50 (approx. 25 seeds per pkt.)**



SUNFLOWER (DS)

LEMON QUEEN SUNFLOWER: This sturdy sunflower produces a soft lemon-yellow bloom with a deep chocolate center. It grows from 60-72" tall and blossoms approximately 100 days after sowing the seeds. **Pkt. \$2.50 (approx. 70 seeds per pkt.)**

RUSSIAN: Heirloom OP A fast-growing plant bearing immense blooms consisting of large seed discs surrounded by overlapping golden-yellow petals. Suitable for backgrounds or screens. The seeds make a valuable poultry food and are largely grown for that purpose. 8 to 10' **Pkt. \$2.50 (approx. 90 seeds per pkt.)**

SOROYA: OP This All American Selection Winner has 20" branches and 4 - 6" blooms with tangerine petals and thick flowers. These sunflowers grow 72" tall and have several branches per plant. **Pkt. \$3.50 (approx. 50 seeds per pkt.)**

SUNSPOT: OP 16" tall. Single flower with brown center. Sturdy stem - may be container grown. **Pkt. \$2.50 (approx. 30 seeds per pkt.)**

VELVET QUEEN SUNFLOWER: An heirloom cultivar, the Velvet Queen blooms in shades of yellow, orange and red with a unique glittering center. With 8" blooms and standing 5 to 8' tall, these will be a great addition to your sunflower garden. **Pkt. \$2.50 (approx. 70 seeds per pkt.)**

AUTUMN BEAUTY: OP With the wonderful colors of autumn these handsome flowers grow up to 8" across. These colors include bright yellow, bronze, and purple shades with some bi-colors. This type is multi-branching with many long stem flowers. Plant grows about 5'. **Pkt. \$2.50 (approx. 155 seeds per pkt.)**



SWEET PEAS (DS)

KNEE HI MIXED: OP No staking necessary. Low-growing bushy habit with spread of 18". Literally covered with sprays of 4 or 5 large ruffled blossoms on 12" cutting stems. Colorful, fragrant mixture. 14" high. **Pkt. \$2.50 (approx. 75 seeds per pkt.); 1 oz. \$6.00.**

ROYAL FAMILY MIXED: Heirloom OP

Attractive and vigorous climbing vines produce an abundance of bright and fragrant flowers from early summer until frost. One of the finest cut flowers. 5' or taller. **Pkt. \$2.50 (approx. 75 seeds per pkt.); 1 oz. \$6.00.**

THUNBERGIA MIXED COLORS (DS)

CULTURE: Plant in an area receiving full sun or light afternoon shade. Soil should be well drained, fertile and amended with organic matter. Sow seeds directly in ground just before the last expected spring frost. For earlier blossoms, sow indoors 6 - 8 weeks before planting outdoors. Sow 2 seeds per pot and do not thin. Harden for several days before transplanting to the garden.

BLACK-EYED SUSAN VINE: Heirloom OP


Thunbergia is a 5 to 6' twining tropical vine, which can be trained to climb a wall, fence or trellis or can be used as a ground cover, in window boxes, or hanging baskets. Its pretty, fine-petaled flowers are 1 to 2" across and come in beautiful mixed colors with dark eyes. Considered an annual in zone 5. **Pkt. \$2.50 (approx. 60 seeds per pkt.)**

ZINNIAS (DS)

CALIFORNIA GIANT MIXED: OP Large, fully double flowers (often measuring 6" across), the petals lying flat upon each other. Excellent for borders and mass plantings and unexcelled as cut flower. 3 to 3 ½'. **Pkt. \$2.50 (approx. 110 seeds per pkt.)**

CUT AND COME AGAIN MIXED: OP

Medium, single, well rounded, 2 ½" double flowers are produced in abundance on 1 ½' plants; ideal for cutting. Compact, well-branching plants bloom from mid-summer on. **Pkt. \$2.50 (approx. 110 seeds per pkt.)**



Zinnia

Dried Flowers

CHINESE LANTERNS

CULTURE: Direct sow after all danger of frost is past; or sow indoors or in a hotbed 8 weeks before last frost. Harden seedlings 2 weeks before setting into garden.

CHINESE LANTERNS, (Perennial): OP

Orange - red pods resembling Chinese lanterns. Excellent for fresh and dried arrangements. **Pkt. \$2.50 (approx. 400 seeds per pkt.)**

WILDFLOWER (DS)

NORTHEASTERN WILDFLOWER MIX:

PERENNIALS: 20% Perennial Lupine, 10% Cornflower, 5% Blanket Flower, 5% Lance Leaf Coreopsis, 5% Larkspur-Giant Imperial, 5% Siberian Wallflower, 3% Black-Eyed Susan, 3% Corn Poppy, 3% Ox Eye Daisy, 3% Plains Coreopsis.

ANNUALS: 20% Baby's Breath, 5% Nodding Catchfly, 5% Scarlet Flax, 5% Spurred Snapdragon, 3% California Poppy. **Pkt. \$2.50; 1 oz. \$6.75; 2 oz. \$9.75; 4 oz. \$14.25; 8 oz. \$23.00; 1 lb. \$38.50**

INFORMATION & PLANTING

RECOMMENDATIONS

When to Plant - In the Spring: Plant early when ample rainfall is anticipated. In the Fall: Plant late so seed will not germinate until the following Spring. Seeds may also be planted in the Summer if they can be watered regularly for the first 4 - 6 weeks

Weed Control - Before planting, remove all weeds and grasses. Best results will be obtained by planting on cleared ground. If spreading new loam, let weed seed germinate and then remove all weeds before planting.

Soil Preparation - Rototill or plow the soil to a depth of 6". Where rototilling and plowing is impractical, various methods, like using hand tools, may be used to loosen the soil surface.

Planting Depth - Broadcast: rake in lightly, covering seeds no more than 2 - 3 times their thickness. It's okay if some seed show. Drilled: drill to a maximum of ¾ inch. Hydroseed: If using this method, hydromulch will provide a top cover.

Moisture - Planted areas must be kept consistently moist for 4 - 6 weeks during the growing season. Do this until seedlings are well established and then gradually reduce watering.

Prepare for Winter - In the fall, after it has looked brown and dead for about 3 weeks, cut down no shorter than 5" to help prevent disease. After the rain has had a chance to beat out the seeds, carefully rake off the cuttings. This will also help prevent disease.

Spread Rate - 4 oz. of Wildflower and 8 oz. Fescue per 1,000 Sq. Ft.

9 lbs. of Wildflower and 25 lbs. Fescue per Acre (43,560 sq. ft.)

Sizes	Without Fescue Spread Rate	With Fescue Spread Rate
1 oz.	250 sq. ft.	250 sq. ft.
4 oz.	800 sq. ft.	1,000 sq. ft.
½ lb. (8 oz.)	1,600 sq. ft.	2,500 sq. ft.
1 lb. (16 oz.)	3,500 sq. ft.	5,000 sq. ft.
Keep in mind that each tiny flower seed will become a large plant		

Fescue - Excellent companion for seeding with Wildflower. Sheep Fescue and Hard Fescue are a non-aggressive grass that will not choke the flowers out. It keeps the weeds down, helps the flowers to be more spaced out and give the whole patch a meadow look.

(See the Field and Forage Grasses and Clovers on page 6 for more info about Sheep and Hard Fescue!)

INDIVIDUAL WILDFLOWERS

BLACK-EYED SUSAN: (DS) (Perennial) (Rudbeckia Hirta) OP One of the most loved flowers. Brilliant Black-and-Gold. 2 to 4" flowers on stiff 1 to 3' stems. Easy to grow and hardy. **Pkt. \$2.50 (approx. 3,950 seeds per pkt.)**

CALIFORNIA POPPY (Annual) (DS): Heirloom OP 12" plant producing brilliant orange flowers with satiny petals and finely cut gray-green foliage. Particularly suitable in dry sunny banks. **Pkt. \$2.50 (approx. 500 seeds per pkt.)**

OX-EYE DAISY: (DS) (Perennial) OP Also known as the field daisy. Plants tolerate either moist or moderately dry soil. A favorite of children of all ages. 1 to 3' tall. **Pkt. \$2.50 (approx. 5,150 seeds per pkt.)**



Carnation

Perennials

ASCLEPIAS - MILKWEED

CULTURE: Sow seed as soon as ground can be worked in full sun or partial shade.

MILKWEED (Asclepias) (Perennial) OP Cluster of bright red and orange flowers begin to bloom on these native beauties in early summer. A useful attractive plant for sunny borders, banks and meadows. Fabulous for cut flowers. Great habitat for butterflies. **Pkt. \$2.50 (approx. 260 seeds per pkt.)**

CARNATION

CULTURE: For strong plants either start indoors 8 to 10 weeks before last frost, or direct sow in late summer/ early fall and provide winter protection where necessary.

CARNATION MIXED COLORS: These fringed flowers are fully double, with blooms in white, red, and shades of pink. Plants grow knee-high and mix well with other sun-loving flowers. **Pkt. \$2.50 (approx. 480 seeds per pkt.)**

COLUMBINE

CULTURE: Direct sow seeds 1 to 2 weeks before last frost; or sow indoors 8 to 10 weeks before last frost. Firm soil over seeds and keep moist.

COLUMBINE: Heirloom OP Gracefully formed, long-spurred flowers in a variety of colors. 2 to 2 ½' Very desirable for beds and borders. Mixed colors. **Pkt. \$2.50 (approx. 275 seeds per pkt.)**

GLORIOSA DAISY (Single Mixed): (DS) OP These spectacular giant blooms, often 7" across, are bright yellow, rich mahogany and lovely bi-colors. These lovely daisies will brighten any garden from early summer until late fall, 3'. **Pkt. \$2.50 (approx. 1,025 seeds per pkt.)**

SHASTA DAISY (DS)

CULTURE: For strong plants either start indoors 8 to 10 weeks before last frost, or direct sow in late summer/early fall and provide winter protection where necessary.

SHASTA DAISY (Single Alaska): OP These pure white Daisies with yellow centers are easy to grow and are a garden favorite, blooming their second year in early summer. They last well in bouquets. 2 ½ to 3'. **Pkt. \$2.50 (approx. 325 seeds per pkt.)**

DELPHINIUM

CULTURE: For strong plants either start seeds indoors 8 to 10 weeks before last frost, or sow outdoors in late summer/early fall and provide winter protection where necessary.

PACIFIC GIANT MIX: Heirloom OP One of the most beautiful perennials for garden display and cutting. Splendid for backgrounds. 4 to 6'. **Pkt. \$2.50 (approx. 425 seeds per pkt.)**

HOLLYHOCK


CULTURE: Direct sow into well drained soil. In harsh winter areas, sow near mid-July; where winters are mild, early September is fine. In either case, thin to final spacing 8 to 10 weeks after sowing.

HOLLYHOCK (Chater's Double Mix Colors): OP Beautiful double flowers in profusion in a variety of colors stemming from stately plants. Most desirable for tall backgrounds or along fences. 6 to 7'. **Pkt. \$2.50 (approx. 75 seeds per pkt.)**

LAVENDER

CULTURE: Select a sunny location with well drained soil and plant after the soil is warm. For early maturity, start seeds indoors 6 to 10 weeks before last frost. Soil should be cultivated, firmed over the seed, and kept moist.

LAVENDER: OP They should be grown in every home garden for ornamental and border effect. **Pkt. \$2.50 (approx. 125 seeds per pkt.)**



LUPINE (DS)

CULTURE: For strong plants with lots of blooms either start seeds indoors 8 to 10 weeks before last frost, or sow outdoors in late summer/early fall and provide winter protection where necessary.

LUPINE, RUSSELL HYBRID (Mixed): Heirloom Free-flowering, ornamental plants, bearing tall graceful spikes of flowers in a wide range of rich colors and bi-colors. Excellent for cutting. 3 to 5'. Put seed into freezer for 48hrs. Then soak in a wet paper towel for 24hrs, then plant. **Pkt. \$2.50 (approx. 155 seeds per pkt.)**

LUPINE, WILD BLUE: OP A decorative, free-flowering, ornamental plant with tall graceful blue spikes. Excellent for cutting. 3 to 5'. **Pkt. \$2.50 (approx. 155 seeds per pkt.)**

POPPY (Iceland Mixed): Heirloom OP The neat appearing plants bear large salmon-orange and brilliant yellow flowers on long wiry stems. Excellent for cutting when picked in the bud stage. 1 ½ - 2'. **Pkt. \$2.50 (approx. 2,475 seeds per pkt.)**

POPPY (Oriental Scarlet): Heirloom OP The Oriental Poppy holds an unrivaled place in the garden for gorgeous effectiveness and profusion of bloom. 2 to 3'. **Pkt. \$2.50 (approx. 3,475 seeds per pkt.)**

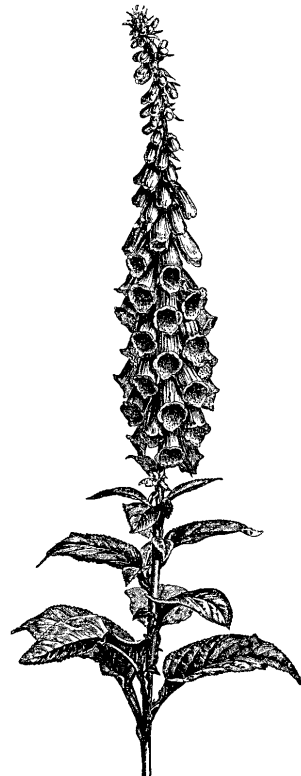
PURPLE CONE FLOWER: (Echinacea) OP This perennial makes an excellent cut flower and blooms from July to September. A very hardy perennial it grows 40 to 45" tall. The bluish purple flowers bloom to 4" across in great abundance. **Pkt. \$2.50 (approx. 230 seeds per pkt.)**

Biennials

FOX GLOVE

CULTURE: Direct sow into well drained soil. In harsh winter areas, sow near mid-July; where winters are mild, early September is fine. In either case, thin to final spacing 8 to 10 weeks after sowing.

FOX GLOVE (Excelsior Hybrid): OP A magnificent hardy plant, the immense flower spikes being particularly attractive when grown among mixed shrubs or as a background for lower growing plants. 3 to 4'. **Pkt. \$2.50 (approx. 1,700 seeds per pkt.)**



Warm Season Vegetables:

Plant when the soil temp is at least 60°F and night-time temps are not dipping below 50°F.

Beans
Sweet Peppers
Cucumbers
Eggplants
Melons
Okra

Potatoes
Tomatoes
Squash

Cool Season Vegetables:

Plant as soon as the ground is workable.

Cabbage
Beets
Broccoli
Cauliflower
Chard
Kale
Leeks

Lettuce
Peas
Turnips
Spinach
Radish
Carrots

What is an Heirloom Seed?

There is no set definition. Some people believe that a plant is an heirloom if it's been around since the end of WWII, others believe that an heirloom has to be 50 years old and still others believe that an heirloom should be 100 years old. All the seeds we label as "Heirloom" have been in production since before 1940. One point that is not debated, all heirloom seeds are open-pollinated.

OPEN POLLINATED (OP):

Open pollinated refers to plants, the seeds of which will produce a "true" replica of the parent plant.

HYBRID:

Is a plant variety that is a cross between two or more varieties, typically (but not necessarily) of the same species.

Gardening Information

10 Plants Deer Avoid

American holly (*Ilex opaca*)
Barberries (*Berberis* spp.)
Boxwoods (*Buxus* spp.)
Clematis (*Clematis* spp.)
Colorado blue spruce (*Picea pungens*)
Columbines (*Aquilegia* spp.)
Common lilac (*Syringa vulgaris*)
Delphiniums (*Delphinium* spp.)
Foxgloves (*Digitalis* spp.)
Iris (*Iris* spp.)

10 Plants Deer Love

Arborvitae (*Thuja* spp.)
Azaleas (*Rhododendron* spp.)
Cotoneasters (*Cotoneaster* spp.)
Crabapple (*Malus* spp.)
Euonymus (*Euonymus* spp.)
Hostas (*Hosta* spp.)
Impatiens (*Impatiens wallerana*)
Roses (*Rosa* spp.)
Yews (*Taxus* spp.)
Zonal geraniums
(*Pelargonium x hortorum*)

Storage Life of Vegetable Seeds

Below is the average number of years seeds remain viable if properly stored.

Asparagus	3 years	Kohlrabi	3 years
Beans	3 years	Leeks	2 years
Beets	4 years	Lettuce	6 years
Broccoli	3 years	Mustard	4 years
Brussels Sprouts	4 years	Okra	2 years
Cabbage	4 years	Onions	1 year
Carrots	3 years	Parsnips	1 year
Cauliflower	4 years	Peas	3 years
Celery	3 years	Peppers	2 years
Chard, Swiss Chard	4 years	Radishes	5 years
Chinese Cabbage	3 years	Rutabagas	4 years
Collards	5 years	Salsify	1 year
Corn	2 years	Sorrel	4 years
Cress	5 years	Spinach	3 years
Cucumbers	5 years	Squash and Pumpkins	4 years
Eggplant	4 years	Tomatoes	4 years
Endive	5 years	Turnips	4 years
Kale	4 years	Watermelon	4 years

Storage Life of Flower Seeds

As a general rule, most annual flower seeds are viable
for 1-3 years and perennial seed for 2-4 years.

Alyssum	4 years	Hollyhock	3 years
Bachelor's Button	3 years	Lupine	2 years
Calendula	5 years	Marigold	2 years
Columbine	2 years	Nasturtium	5 years
Cosmos	3 years	Pansy	2 years
Daisy	3 years	Poppy	4 years
Delphinium	1 year	Sweet Pea	3 years
Foxglove	2 years	Zinnia	5 years

Garden Tips on Companion Planting

Vegetables:

Asparagus: For vigorous plant growth, add parsley among your asparagus.

Beets: Beets grow well near onions and bush beans.

Broccoli: If broccoli does not head up, add lime, phosphorus or potash to soil.

Carrots: Use plenty of humus, lime and potash for sweeter carrots. Onions, leeks and herbs like rosemary repel carrot fly.

Corn: Planting peas and beans near corn restores spent nitrogen.

Cucumbers: Sowing a few radish seeds in with your cucumbers helps to protect against cucumber beetle, let the radish go to seed. Plant cucumbers with corn as raccoons find them offensive. Corn also protects cucumbers against wilt.

Peas & Beans: For larger crops of peas and beans, treat with inoculant. It is a good idea to plant beans and potatoes in alternating rows, beans help protect against potato beetle and potatoes help protect against Mexican beetle.

Pumpkins: Corn and pumpkins are compatible but should be kept away from potatoes.

Squash: To repel the squash bug, plant nasturtiums or sprinkle cigarette ash.

Herbs:

Basil: For better flowers and growth, grow basil parallel to tomatoes.

Bee Balm: Planted with tomatoes, Bee Balm enhances both growth and flower.

Chamomile: Planted every 150 feet, chamomile is a great asset to cabbage and onions. Use the leaves to deter fleas in dog beds. Soaking chamomile in cold water, creates a spray that can be used to treat plant diseases, damping off in greenhouses and cold frames. There is an increase in essential oils when planted with peppermint.

Catnip: Catnip has natural insect repellent oil. Fresh catnip, when steeped in water, creates a plant spray that will ward off flea beetles, and fresh catnip repels black ants.

Chive: Chive tea in a spray can be used for apple scab or powdery mildew on cucumbers.

Dill: The honeybee is attracted to the dill blossom; in turn this can help to bring pollination to your garden.

Garden Tips on Companion Planting

Rue: Planted near roses, rue repels Japanese Beetles. When the leaves are rubbed on anything, rue will repel cats. Great for saving the furniture!

Sage: For more tasty cabbage, plant sage nearby, this protects against the white cabbage butterfly and near carrots protects against carrot fly.

Thyme: Thyme is great anywhere, and helps prevent cabbageworm.

Pest Control:

Borers: Alliums such as garlic, chives and onions, or nasturtiums planted around fruit trees are a great deterrent.

Castor Bean: Castor beans will repel mosquitoes and moles.

Cutworm: Use a toothpick, wooden matchstick, or any small twig set against the stem to prevent cutworm from wrapping around and cutting the plant.

Diatomaceous Earth: Effective against gypsy moth, mites, earwigs, slugs, nematodes and many other insects. Diatomaceous Earth **will not** harm earthworms.

Fennel: Plant away from vegetable garden due to its adverse effect on beans, caraway, kohlrabi and tomatoes.

Garlic: Great for insect control, use 3-4 chopped bulbs that have been soaked in 2 tbsp mineral oil for 24 hours, added to 1 pint of water with dissolved fish emulsion. Stir, strain and store. To use, dilute at a ratio of 1 part mix to 20 parts water. Repels rabbits, controls late blight on tomatoes and potatoes, and destroys diseases causing damage to stone fruit, cucumbers, radishes, spinach, beans and nuts.

Milky Spore: Milky spore protects against Japanese beetle by producing a fatal disease in grubs. Moles also feed on Japanese beetle grubs.

Mint: Great deterrent for white cabbageworms, aphids, rats and mice.

Oregano: Use to repel cabbage butterfly and also good when planted with broccoli.

Pennyroyal: This natural repellent can be used either fresh or dried for fleas. Planted near the doorway, pennyroyal repels ants, planted with broccoli, Brussels sprouts and cabbage repels cabbage maggot.

*These helpful hints were obtained from the book *Carrots Love Tomatoes* by Louise Riotte

Vegetable Planting Guide

Vegetable	Depth to plant seed (inches)	Number of seed to sow per foot	Distance between plants (inches)	Distance between rows (inches)	Number of days to germination	Needs cool soil	Tolerates cool soil	Needs warm soil	Weeks needed to grow to transplant size	Days to maturity
Artichoke	1/2		60	72	7-14		•		4-6	1 year
Asparagus	1 1/2		18	36	7-21		•		1 year	3 years
Beans, Snap Bush	1 1/2-2	6-8	2-3	18-30	6-14			•		45-65
Beans, Snap Pole	1 1/2-2	4-6	4-6	36-48	6-14		•	•		60-70
Beans, Lima Bush	1 1/2-2	5-8	3-6	24-30	7-12			•		60-80
Beans, Lima Pole	1 1/2-2	4-5	6-10	30-36	7-12			•		85-90
Beets	1/2-1	10-15	2	12-18	10-14		•			55-65
Broccoli, sprouting	1/2	4-6	14-18	24-30	3-10		•		5-7*	60-80T
Brussel Sprouts	1/2	4-6	12-18	24-30	4-10		•		4-6*	80-90T
Cabbage	1/2	4-6	12-20	24-30	4-10		•		5-7*	65-95T
Carrots	1/4	15-20	1-2	14-24	10-17		•			60-80
Cauliflower	1/2	4-6	18	24-30	4-10		•		5-7*	55-65T
Celery	1/8	4-6	8	24-30	9-21	•			10-12*	90-120T
Chard, Swiss	1	4-8	4-8	18-24	7-10		•			55-65
Chives	1/2	4-6	8	10-16	8-12		•			80-90
Collards	1/4	4-6	10-15	24-30	4-10		•		4-6*	65-85T
Corn, Sweet	2	3-4	10-14	30-36	6-10			•		60-90
Cress, Garden	1/4	10-12	2-3	12-16	4-10		•			24-45
Cucumber	1	2-4	12	48-72	6-10			•	4	55-65
Dandelion	1/2	6-10	8-10	12-16	7-14		•			70-90
Eggplant	1/4-1/2	4-6	18	36	7-14			•	6-9*	75-95T
Endive	1/2	4-6	9-12	12-24	5-9		•		4-6	60-90
Fennel, Florence	1/2	8-12	6	18-24	6-17		•			120
Garlic	1		2-4	12-18	6-10		•			90-sets
Horseradish	Div.		10-18	24			•			6-8mth
Jerusalem Artichoke	Tubers 4		15-24	30-60			•			100-105
Kale	1/2	6-10	8-12	18-24	3-10		•		4-6	55-80
Kohlrabi	1/2	8-12	3-4	18-24	3-10		•		4-6	60-70
Leeks	1/2-1	8-12	2-4	12-18	7-12		•		10-12	80-90T
Lettuce, Head	1/4-1/2	4-8	12-14	18-24	4-10	•			3-5	55-80
Lettuce, Leaf	1/4-1/2	6-10	4-6	12-18	4-10	•			3-5	45-60
Muskmelon	1	3-4	12	48-72	4-8			•	3-4	75-100
Mustard	1/2	8-10	2-6	12-18	3-10		•			40-60
Nasturtium	1/2-1	4-8	4-10	18-36	7-10		•			50-60
Okra	1	4-6	15-18	28-36	7-14		•			50-60
Onion, sets	1-2		2-3	12-24		•				95-120
Onion, plants	2-3		2-3	12-24		•			8	95-120T
Onion, seed	1/2	10-15	2-3	12-24	7-12	•				100-165
Parsley	1/4-1/2	10-15	3-6	12-20	14-28		•		8	85-95
Parsnips	1/2	8-12	3-4	16-24	15-25		•			100-120
Peas	2	6-7	2-3	18-30	6-15	•				65-85
Peppers	1/4	4-6	18-24	24-36	10-20			•	6-8	60-80T
Potato	4	1	12	24-36	8-16		•			90-105T
Pumpkin	1-1 1/2	2	30	72-120	6-10			•		70-110
Radish	1/2	14-16	1-2	6-12	3-10		•			20-50
Rhubarb	Crown		36	60			•			2nd Season
Rutabaga	1/2	4-6	8-12	18-24	3-10		•			80-90
Salsify	1/2	8-12	2-3	16-18		•				110-150
Shallot	Bulb 1		2-4	12-18			•			60-75
Spinach	1/2	10-12	2-4	12-14	6-14	•				40-60
Spinach, Malabar	1/2	4-6	12	12	10-14		•			70
Spinach, New Zealand	1 1/2	3-4	18	24	5-10		•			
Spinach, Tampala	1/4-1/2	6-10	4-6	24-30			•			21-42
Squash (summer)	1	3-4	16-24	36-60	3-12			•		50-60
Squash (winter)	1	1-2	24-48	72-120	6-10			•		85-120
Sweet Potato	Plants		12-18	36-48				•		120
Tomato	1/2		18-36	36-60	6-14			•	5-7	55-90T
Turnip	1/2	12-14	1-3	15-18	3-10	•				45-60
Watermelon	1	3-4	12-16	60	3-12			•		80-100



**ALLEN, STERLING &
LOTHROP**

191 U.S. Route One
Falmouth, Maine 04105-1385



TOTAL ENCLOSED

\$ _____

NAME _____

STREET _____

QUANTITY	DESCRIPTION	PRICE

SHIPPING CHARGES

\$0-10.00	\$5.00 USD
10.01-30.00	\$9.00 USD
30.01-50.00	\$13.00 USD
50.01-100.00	\$15.00 USD
100.01-250.00	\$19.00 USD

SUB-TOTAL

TOTAL FROM OTHER SIDE

TOTAL BOTH SIDES

SHIPPING & HANDLING

***Maine Residents Only -
5.5% Sales Tax**

TOTAL ENCLOSED

THANK YOU

ALL PRICES ON MERCHANDISE SUBJECT TO CHANGE WITHOUT NOTICE



THANK YOU

1. **Please print** your name, address and zip code on the order blank. List the merchandise being ordered in the space provided on the order blank. If there is not enough space on the order blank use a separate piece of paper to complete your order.
2. **Maine Sales Tax:** All merchandise mailed or shipped to customers within the state necessitates a 5.5% sales tax added to the order. All merchandise sent to out of state customers is tax-exempt.
3. **Remittances:** We accept personal checks or money orders. Mailing cash is not recommended.
4. **Delivery:** All prices are F.O.B. Portland. All items ordered will be sent by common carrier or Parcel Post.

At a Glance: When to Start Seeds Inside

The number of weeks needed to start seedlings
before setting them out into the garden.

12 weeks:

Leek, Onion, Thyme

10 weeks:

Lupine, Shasta Daisy, Gloriosa Daisy, Ox-Eye Daisy
Purple Cone Flower (Echinacea), Columbine,
Carnation, Lobelia, Pansy

9 weeks:

Parsley, Lavender, Cilantro (Coriander), Mint

8 weeks:

Eggplant, Oregano, Calendula, Baby's Breath, Dianthus,
Morning Glory, Thunbergia (Black Eyed-Susan Vine), Iceland Poppy,
Peppers, Chinese Lanterns, Mint, Spearmint

7 weeks:

Marigolds, Cauliflower, Cabbage, Broccoli, Tomato

6 weeks:

Brussel Sprouts, Endive, Kohlrabi, Kale, Collards, Viola,
Oriental Poppy, Black-Eyed Susans, Annual Cut Flower Mix,
Bachelor's Buttons, Cleome, Alyssum, Portulaca, Strawflower, Sage

4 weeks:

Cucumber, Musk Melon (Cantaloupe), Lettuce, Cosmos, Zinnias, Okra

FROST FACTS

If you're trying to extend the growing season in spring or fall, you'll need to deal with frost sooner or later. Frost is most likely when:

- The night is clear, with bright stars.
- The air is dry (with no condensation on car windows).
- The temperature is 45°F or colder by 10 P.M.

Cold air sinks to the lowest point it can, but it can't travel through a solid surface. So, plants under the overhang of a building or under any kind of surface (such as cloth, plastic, and cardboard) are less likely to be damaged by a light frost.

If you forget to cover your plants, you may be able to revive the hardier crops, such as chard, collards, and mustard. Sprinkle them with water from the hose for awhile before the sun shines on them. (This won't work on frost-tender crops like tomatoes.)

After a frost, don't assume damaged plants are dead. Leave vegetables alone for at least a week, then only remove tissue that is clearly dead. Leave perennials alone until their normal period of growth begins, then prune out dead parts.

REDUCING WATER NEEDS

Try these tips to reduce water use around your garden.

- Work organic matter into the soil before planting.
- Space plants just far enough apart so the leaves of mature plants touch; this will shade the soil and reduce evaporation.
- Mulch after planting
- Make sure rows and beds are level; sloping areas will lose water to runoff.
- Use a ground-level watering system such as a soaker hose or a drip system; sprinklers lose lots of water to evaporation.
- Don't apply more water than you need to. If you have a drip system, put it on a timer. If you use an untimed sprinkler or soaker hose, set a household timer to remind you to turn the water off!

To Our Customers:

We warrant that the seeds, bulbs and plants we sell are, at the time of delivery, as described on the containers within recognized tolerance; we limit our liability on this warranty to the amount of the purchase price of such seeds, bulbs and plants. We give no other or further warranty, expressed or implied.

ALLEN, STERLING & LOTHROP
(207) 781-4142
191 U.S. Route 1
Falmouth, Maine 04105

Gardening Notes

Gardening Notes

Gardening Notes

Fun Fact!

Front cover is a recreation of our 1944 seed catalog

In 1944...

A person born in 1944 would be 80 years old this year

The US President was Franklin Delano Roosevelt

The average cost of gas was 21 cents per gallon

**World War II continues, D-Day - the largest seaborne invasion
in history, takes place on June 6**


The #1 film of the year was Going My Way starring Bing Crosby

The top billboard song was Swinging on a Star also by Bing Crosby!

The St. Louis Cardinals were the World Series champions



Allen Sterling & Lothrop
191 U.S. Route One
Falmouth, Maine 04105-1385
www.allensterlinglothrop.com

Find us on:  Allen, Sterling & Lothrop

 [allensterlingandlothrop](https://www.instagram.com/allensterlingandlothrop)